

StanleyBlack&Decker

DEWALT[®]
GUARANTEED TOUGH.[™]



ONE TOOL
COMPANY

2020

**PROFESSIONAL
POWER TOOLS**

www.DEWALT.co.in

About **DEWALT**

Over 30 Years of experience


in engineering professional construction power tools at our in-house facility in Idstein, Germany.

Over 50 Years of experience

in designing and manufacturing world class drilling solutions for the construction industry at our in-house facility in Buchberg, Germany.

- Simulation software developed in partnership with the automotive industry
- Industry leading application-based testing facilities
- Cutting edge drilling accessories manufacture
- Award winning design

In-house design and manufacture ensures that the quality of DeWALT drilling solutions exceeds the requirements of the most demanding professional applications.



Why **DEWALT** ?

COMPLETE PROFESSIONAL QUALITY PRODUCT RANGE

DeWALT is a full range power tool and accessories supplier for the building contractor and professional tradesman.

END USER RESEARCH

On average we speak to 20,000 users every year as part of the product development process.

A comprehensive understanding of the real applications that our users perform, enables us to generate product features that are a genuine benefit to our users.

INNOVATIVE PRODUCTS

To support our users and drive our industry forward, DeWALT consistently develops truly innovative products across multiple categories.

This technical strength is regularly recognised by international awards.

USER LOYALTY

The cast-iron DeWALT guarantee and premium service network ensure that our users have faith in the quality of our products.

DeWALT is heavily involved in end-user events across the World, building our brand reputation, and generating huge excitement for our diverse product portfolio, which drives best in class repeat demand from our customers.



PERFORM PROTECT™

In 2007 DeWALT set itself the challenge of creating the most comprehensive system of the safest, highest performing professional construction tools in the world. This is the **Perform & Protect** system, made up of products that meet strict criteria in one or more of the following core safety-focused areas; **Vibration; Control; Dust.**



CONTROL

Unique and innovative torque control features



VIBRATION

Up to 50% lower vibration



DUST

Industry-leading dust extraction solutions

10 Years later, the **PERFORM PROTECT™** system continues to deliver new benchmarks in tool performance to construction industry across the globe.

MINIMUM VIBRATION, MAXIMUM PRODUCTIVITY

VIBRATION

Vibration exposure can cause a range of conditions collectively known as hand-arm vibration syndrome (HAVS). Other conditions include carpal tunnel syndrome and vibration white finger.

When the Perform & Protect shield is awarded for Vibration, it is guaranteed the Tri-Axial vibration levels have been reduced, increasing usage time without reducing performance.

Three different anti-vibration systems are:

- Active Vibration Control
- Floating back handle
- Counter Balance System




INTELLIGENT SAFETY

CONTROL

Bind-up situations can occur when drilling, cutting, or grinding. These sudden torque reactions, when the tool body rotates, can potentially damage the tool or injure the user.

The Perform & Protect shield for CONTROL shows which products have additional features to help in those critical bind-up situations.

The two different systems are:
Anti Rotation System for Rotary Hammers
Electronic Clutch for drills and grinders.




SAFETY MADE CLEARER

DUST

Airborne dust inhalation can lead to a number of long-term health conditions such as silicosis and chronic obstructive pulmonary disease (COPD). When the Perform & Protect shield is awarded for DUST, it is guaranteed the potential of inhaling dust is reduced to give a cleaner and safer working environment.





**7.2V, 8V,
10.8V & 12V
CORDLESS TOOLS**

DCF680G2

7.2V, Screwdriver



- Powerful 7.2V Screwdriver for screwdriving applications
- Gyroscopic operation coupled with variable speed up to 430rpm allows for the greatest levels of control
- Two position handle offers best ergonomic solution to suit user and application.

Specifications	
Voltage	7.2V
Battery Chemistry	Li-Ion
Battery Capacity	1.5 Ah
Chuck Size	6.35 mm Hex
Max. Torque	4 Nm
No Load Speed	0-430 rpm
Weight	0.5 kg
Length x Height	378 x 80 mm

DCF008

8V Li-Ion Screwdriver



- Pivot switch with reverse included.
- 3 position handle, provides variety when working.
- 22 torque positions and 1 for drilling.
- LED light that facilitates work in places with poor lighting
- Coupling chuck that increases user productivity.
- 2 speeds for drilling and screwing as necessary.

Specifications	
Voltage	8V
Battery Type	Li-Ion
Battery Capacity	1.5Ah
Revolutions per min.	180/600/min
Max torque	10Nm
Max torque	8Nm
Weight	0.65 kg
Length x Height	340x60/280x170mm

DCF610D2

10.8V, 6.35mm, Screwdriver



- 15 Position adjustable torque control for consistent screwdriving into a variety of materials with different screw sizes
- Ergonomic handle and rubber overmold to provide ultimate end user comfort
- Compact body enables operation in confined spaces and repetitive use with minimal fatigue

Specifications	
Voltage	10.8V
Battery Type	Li-Ion
Battery Capacity	2.0 Ah
No load speed	0-1050 rpm
Tool holder	6.35mm
Max Torque	8 Nm
Weight	0.76 kg
Length x Height	158 x 190 mm

* 2 Batteries

* 2 Batteries

DCF601D2

12V, 6.35mm Brushless Screwdriver



- 36mm shorter than the previous generation, allowing to get into even tighter spaces
- Light weight and compact for fatigue-free portability
- Halo lighting ring for increased visibility of dark workspaces and recessed screw heads
- Adjustable clutch with sixteen torque positions

Specifications	
Voltage	12V
Battery Type	Li-Ion
Max. Torque	8 Nm
Torque Setting	16
No load speed	0-1100 rpm
Tool Holder	6.35 mm
Weight (Without battery pack)	0.68 kg

* 2 Batteries

DCD710D2

10.8V, 10mm, Compact Drill Driver



- 10.8V Max XR Li-Ion compact drill driver featuring XR 2.0Ah Li-Ion battery technology
- 15 Position adjustable torque control for consistent screw driving into a variety of materials
- Parabolic switch profile allowing for greater control over speed of application

Specifications	
Voltage	10.8V
Battery Capacity	2.0 Ah
Max. Torque (Soft / Hard)	15 / 24 Nm
No Load Speed	0-400/1500 rpm
Chuck Capacity	1-10 mm
Drilling Capacity [Wood / Metal]	20 / 10 mm
Weight	1.1 kg
Length x Height	185 x 195 mm

* 2 Batteries

DCD716D2

10.8V, 10mm, Hammer Drill Driver



- 15 Position adjustable torque for consistent screwdriving
- 10mm single sleeve chuck and spindle lock for quick & easy bit change with one hand
- LED for improved visibility
- Electronic motor brake for added control.

Specifications	
Voltage	10.8V
Battery Capacity	2.0 Ah
Max. Torque (Soft/Hard)	16 / 30 Nm
No Load Speed	0-400/1500 rpm
Beats per Minute	0-6000/22500 bpm
Chuck Capacity	1-10 mm
Drilling Capacity [Wood/Metal/Masonry]	20/10/6 mm
Weight	1.18 kg
Length x Height	200 x 210 mm

* 2 Batteries

DCF815D2

10.8V, 6.35mm, Impact Driver



- Compact body enables operation in confined spaces & repetitive use with minimal fatigue.
- Parabolic switch profile allowing for greater speed control.
- 3 LED 'Halo' ring provides maximum illumination to work.
- Aluminium front housing provides greater heat dispersion increasing motor life.

Specifications	
Voltage	10.8V
Battery Capacity	2.0 Ah
Tool Holder	1/4" (6.35 mm)
Max. Torque	107 Nm
No Load Speed	0-2450 rpm
Impacts per Minute	0-3400 ipm
Max. Bolt Diameter	M10
Weight	1.0 kg
Length x Height	158 x 195 mm

* 2 Batteries

DCD700C2A

10.8V, 10mm, Compact Drill Driver with 109 pcs accessories set



DE0109-XJ
C2A + 109 PCS
Accessory Set

- Compact & light weight design for easy handling.
- 15 position adjustable torque control for consistent screwdriving.
- 10 mm single sleeve keyless chuck with automatic spindle lock for efficient & safe use.
- LED Light for improved visibility.

Specifications	
Voltage	10.8V
Battery Capacity	1.3 Ah
Max. Torque (Soft / Hard)	15 / 24 Nm
No Load Speed	0-400/1500 rpm
Chuck Capacity	1-10 mm
Drilling Capacity [Wood / Metal]	20 / 10 mm
Weight	1.1 kg
Length x Height	185 x 195 mm

*Also available without accessory set as DCD700C2

* 2 Batteries

DCT410D1

10.8V, Inspection Camera



- Removable wireless screen for ease of viewing
- Photo and video capturing on SD card to help with documentation
- Hook and magnet accessories included to aid in retrieval
- 3x zoom capability for better visibility
- 3.5" screen for increased visibility

Specifications	
Voltage	10.8V
Battery Capacity	2.0 Ah
Display Type/Dimension	LCD / 3.5"
Resolution	320 x 480 dpi
Zoom	3X
Data Storage	Micro SD Card
Cable Length	0.9m
Camera Head Dia	17 mm
Removable Screen	Yes (wireless)
Waterproof Cable	Yes (IP67)
Weight	1.0 kg
Length x Height	365 x 525 mm

DCF801D2

12V, Brushless Compact Impact Driver



- Efficient Brushless motor delivers high performance and extended tool life.
- 33mm shorter than the previous generation
- 3 electronic speeds controls
- 20% more runtime than the previous generation.
- 'Drop and Load' bit holder for one-handed operation.

Specifications	
Voltage	12V
Battery Type	Li-Ion
No load speed	0-2850rpm
Precision Mode	0-950min-1
Max. Torque	163 Nm
Tool holder	6.35 mm
Power output	200 w
Weight	0.8kg

* 2 Batteries

DCF902D2

12V, Brushless Compact Impact Wrench



- Efficient Brushless motor delivers high performance and extended tool life
- 'Precision Wrench' allows for the best control in delicate applications

Specifications	
Voltage	12V
Battery Chemistry	Li-Ion
Battery Capacity	2Ah
No load speed	0-2850rpm
Max. Torque	163 Nm
Tool holder	3/8"(9.5 mm)
Weight	0.8kg
Length x Height	125 x 188 mm



**18V
CORDLESS TOOLS**

DCD740C1

18V, 10mm, Right Angle Drill Driver



- 18V XR Li-Ion compact right angle drill driver
- Two speed settings with reverse switch
- High performance fan cooled motor for maximum power and durability
- All metal gearing & right angle transmission for efficient power transmission & longer tool life
- LED with delay for improved visibility
- Steel belt clip and tough magnetic bit holder ensures strong storage solutions

Specifications	
Voltage	18V
Battery Capacity	1.5 Ah
Torque	33/11 Nm
No Load Speed	0-650/2000 rpm
Chuck Capacity	1.0-10 mm
Drilling Capacity [Wood/Metal]	28/10 mm
Weight	1.75 kg
Length x Height	325 x 102 mm

* Bare Tool Also Available DCD740NT-XJ

DCD777S2T

18V, 13mm, Brushless Drill Driver



- 13mm single sleeve chuck & spindle lock for quick & easy bit change with one hand
- Two speed settings, variable & reverse switch for maximum control
- 15 position adjustable torque control for consistency.

Specifications	
Voltage	18V
Battery Capacity	1.5 Ah
Max. Torque (Hard/Soft)	65/26 Nm
No Load Speed	0-500/1750 rpm
Chuck Capacity	1.5-13 mm
Drilling Capacity [Wood/Metal]	30/13 mm
Weight	1.5 kg
Length x Height	192 x 198 mm

* 2 Batteries

DCD708S2T

18V, Brushless Ultra-compact Drill Driver



- Ultra compact, lightweight allows use in confined spaces
- 14 position adjustable torque for consistent screwdriving with different screw sizes
- Bright white LED with delay feature for improved visibility
- Li-Ion battery packs for superior insertion & removal with charge indicator

Specifications	
Voltage	18V
Battery Capacity	1.5 Ah
Max. Torque (Hard/Soft)	65/26 Nm
No Load Speed	0-450/1650 rpm
Chuck Capacity	1.5-13 mm
Drilling Capacity [Wood/Metal]	35/13 mm
Weight	1.45 kg
Length x Height	160 x 198 mm

* 2 Batteries

DCD991NT

18V, Brushless 3-Speed Drill Driver



- 3-speed, high performance (0-2,000 RPM) all-metal transmission optimizes tool-to-task for fast application
- Heavy-duty 1/2" ratcheting nitro-carburized metal chuck with carbide inserts for superior bit gripping strength
- 3-Mode LED Spotlight Mode features 20 sec. shutoff function allowing for extended work time in dark or confined spaces

Specifications	
Voltage	18V
Battery Capacity	5 Ah
Max. Torque (Hard/Soft)	95/66 Nm
No Load Speed	0-450/1500 rpm
Chuck Capacity	1.5-13 mm
Drilling Capacity [Wood/Metal]	30/13 mm
Weight	1.65 kg
Length x Height	180 x 205 mm

* Bare tool

DCD771S2

18V, 13mm, Compact Drill Driver



- 16 position adjustable torque for consistent screw driving into a variety of materials with different screw sizes
- Two speed settings, variable & reverse switch for maximum control
- Intelligent trigger design for total control of application

Specifications	
Voltage	18V
Battery Capacity	1.5 Ah
Max. Torque (Hard/Soft)	42/24 Nm
No load speed	0-450/1500 rpm
Chuck Capacity	1.5-13 mm
Max Drilling Capacity (Wood/Metal)	30/13 mm
Weight	1.65 kg
Length x Height	219 X 191 mm

* 2 Batteries

DCD785M2

18V, 13mm, Hammer Drill Driver



- Ultra compact, lightweight allows use in confined spaces
- 14 position adjustable torque for consistent screwdriving with different screw sizes
- Bright white LED with delay feature for improved visibility
- Li-Ion battery packs for superior insertion & removal with charge indicator

Specifications	
Voltage	18V
Battery Capacity	4.0 Ah
Max. Torque	60 Nm
No Load Speed	0-600/2000 rpm
Beat/Min.	0-10200/34000 bpm
Chuck Capacity	1.5-13 mm
Drilling Capacity [Wood/Metal/Masonry]	38/13/13 mm
Weight	1.88 kg
Length x Height	192 x 198 mm

* 2 Batteries

DCD776S2A

18V, 13mm, Hammer Drill Driver with 100 Pcs of accessories Set



DT1563-QZ



S2A + 100 PCS Accessory Set

- 18V XR Li-Ion compact drill driver featuring XR 1.5 Ah Li-Ion battery technology.
- 13mm single sleeve chuck & spindle lock for quick & easy bit change with one hand
- Two speed settings, variable & reverse switch for maximum control
- 15 position adjustable torque control for consistency.

Specifications	
Voltage	18 V
Battery Capacity	1.5 Ah
No Load Speed	0-450/1500 rpm
Beat/Min.	0-7650/25500 bpm
Chuck Capacity	1.5-13 mm
Max. Torque	42 Nm
Drilling Cap Wood/Metal/ Masonry	25/13/13 mm
Weight	1.34 kg

* 2 Batteries

* Also available without Accessory set (DCD776S2)

DCD778S2T

18V, Brushless Hammer Drill Driver



- Ultra compact light weight allows use in confined spaces
- 14 position adjustable torque for consistent screwdriving
- Bright white LED with delay feature for improved visibility
- Li-ion battery packs for superior insertion & removable with charge indicator

Specifications	
Voltage	18V
Battery Capacity	1.5 Ah
Max. Torque (Hard/Soft)	65/26 Nm
No Load Speed	0-500/1750 rpm
Beats Per Minute	0-8500/29750 bpm
Chuck Capacity	1.5-13 mm
Drilling Capacity [Wood/Metal/Masonry]	30/13/13 mm
Weight	1.55 kg
Length x Height	204 x 198 mm

* 2 Batteries

DCD709S2T

18V Brushless Ultra-Compact Hammer Drill Drive



- Hammer functionality enables users to complete masonry drilling applications
- Compact at only 6.9 in. front to back. Designed to fit in tight spaces
- LED foot light for superior visibility
- Variable-speed trigger allows for control and precision on delicate work surfaces

Specifications	
Voltage	18V
Battery Capacity	1.5 Ah
Max. Torque (Hard/Soft)	65/26 Nm
No Load Speed	0-450/1650 rpm
Beats Per Minute	0-28050 bpm
Chuck Capacity	1.5-13 mm
Drilling Capacity [Wood/Metal/Masonry]	30/13/13 mm
Weight	1.5 kg
Length x Height	175 x 198 mm

* 2 Batteries

DCD996P2

18V, Brushless 3-Speed Hammer Drill Driver



- Hammer drill driver featuring 18V XR 5.0Ah Li-Ion battery technology.
- Tough 3 speed all metal transmission for increased runtime and longer tool life.
- Electronic Clutch with 11 position adjustable torque control for optimised precision when screwdriving.
- 13 mm ratcheting keyless chuck with automatic spindle lock for fast bit changes

Specifications	
Voltage	18V
Battery Capacity	5.0 Ah
Max. Torque (Hard/Soft)	95/66 Nm
No Load Speed	0-450/1300/2000 rpm
Beats Per Minute	0-8600/25500/38250 bpm
Chuck Capacity	1.5-13 mm
Drilling Capacity [Wood/Metal/Masonry]	55/15/16 mm
Weight	2.2 kg
Length x Height	213 x 208 mm

* 2 Batteries

* Bare Tool Available DCD996NT-XJ

DCF809L2T

18V Brushless Ultra-Compact Impact Driver



- Brushless motor for efficient performance and runtime
- Only 5.1 in. in length to fit in tight spaces
- Variable speed trigger allows for control and precision on delicate work surfaces
- 3 bright LEDs for dimly lit workspaces*

Specifications	
Voltage	18V
Battery Capacity	3.0 Ah
Max. Torque	190 Nm
No Load Speed	0-2800 rpm
Impacts Per Minute	0 - 3200 ipm
Max. Bolt Dia.	M12
Tool Holder	6.35 mm (1/4")
Weight	1.25 kg
Length x Height	130 x 236 mm

* 2 Batteries

DCF887D2

18V, 3 Speed Impact Driver



- Application control is achieved through 3 motor speeds and torque settings including precision drive
- 3X LED "Halo" light ring offers excellent workpiece lighting
- Ah XR battery packs offer great runtime and compatibility.

Specifications

Voltage	18V
Battery Capacity	5.0 Ah
Max. Torque	205 Nm
No Load Speed	0-1000/2800/3250 rpm
Impacts Per Minute	0 - 3800 ipm
Max. Bolt Dia.	M14
Tool Holder	6.35 mm (1/4")
Weight	1.52 kg
Length x Height	134 x 245 mm

- * 2 Batteries
- * Bare Tool Also Available DCF887NT-XJ

DCF899P2

18V, 1/2" Brushless Impact Wrench (High Torque)



- Bright white LED with delay feature for improved visibility and flashlight functionality
- User preferred rubber XR grip and switch for greater application comfort and maximum control

Specifications

Voltage	18V
Battery Capacity	5.0 Ah
Max. Torque	950 Nm
Breakaway Torque	1625 Nm
No Load Speed	0-400/1200/1900 rpm
Impacts Per Minute	0 - 2300 ipm
Max. Bolt Dia.	M22
Tool Holder	1/2" (13 mm)
Weight	3.22 kg
Length x Height	224 x 278 mm

- * 2 Batteries
- * Bare Tool Also Available DCF899NT-XJ

DCH133M1

18V, 26mm, Brushless SDS+ Hammer



- 3 mode Combi Hammer with rotation stop mode
- Solid performance and fast drilling speed in all key diameters as corded
- Low vibration for prolonged trigger times
- Mechanical clutch for user and unit protection

Specifications

Voltage	18V
Battery Capacity	4.0 Ah
Tool Holder	SDS-Plus
Max. Impact Energy	2.8 J
Impact Energy (EPTA 05/2009)	2.6 J
No Load Speed	0-1500 rpm
Blows Per Minute	0-5500 bpm
Optimum Drilling Capacity [Concrete]	4-14 mm
Drilling Capacity [Concrete/Wood/Metal]	26/30/13 mm
Weight	2.9 kg
Length x Height	383 x 161 mm
Vibration Level	14.5 m/s ²

- * Bare tool also available DCH133NT-XJ
- * Recommended Accessory -DT60302-QZ

DCF620NT

18V Drywall Driver



DCF6201
Collated Magazine Attachment
Screw length suitability 25-57mm
Weight 0.36kg

* To be ordered separately.

- Balanced & ergonomic - comparable to the corded
- Nose cone locks on securely and is easily removed while maintaining consistent screw depth
- LED light

Specifications

Voltage	18V
Battery Capacity	Bare
Tool Holder	6.35 mm
Max. Torque	5 - 30 Nm
No Load Speed	0 - 4400 rpm
Max. Screw Dia.	55 mm
Weight.	1.7 kg
Length x Height	380 x 233 mm

* Bare tool

DCF897N

18V, 3/4" Brushless Impact Wrench (High Torque)



- It features 3 speed select switch.
- This cordless impact wrench targets many users
- Up to 950Nm of max torque and 1625Nm of max breakaway torque
- LED light with 20 second delay for increased visibility

Specifications

Voltage	18V
Max. Torque	136/407/950 Nm
Breakaway Torque	1627 Nm
No Load Speed	0-400/1200/1900 rpm
Impacts Per Minute	0 - 2400 ipm
Max. Bolt Dia.	M24
Tool Holder	3/4" (19 mm)
Weight	3.26 kg
Length x Height	224 x 278 mm

*Bare tool

DCH263P2

18V, 28mm, SDS+ Hammer



- SHOCKS - Active Vibration Control reduces vibration
- Retractable utility hook for convenient hanging
- Factory-set clutch reduces sudden, high torque reactions if bit jams
- Dust Extractor Ready. Use with D25303DH.

Specifications

Voltage	18V
Battery Chemistry	Li-Ion
Single Impact Energy	3.0 J
No Load Speed	0-1165 min-1
No Load Impact Rate	0-4300 bpm
Max. Core Drill Cap in Soft Brick	65 mm
Max. Drill Capacity [Concrete/Wood/Metal]	28/30/13 mm
Collar Diameter	54 mm
Weight	2.7 kg
Length x Height	125 x 188 mm
Vibration Level	9.1 m/s ²

- * Also Available as DCH263B/DCH263N
- * Recommended Accessory -DT60302-QZ

DCF880M2

18V, Impact Wrench



- Ultra compact, light weight design allows for use in confined spaces
- Bright white LED ring with delay feature for improved visibility and flashlight functionality
- Intelligent trigger allowing total control over all applications.

Specifications

Voltage	18V
Battery Capacity	4.0 Ah
Max. Torque	203 Nm
No Load Speed	0 - 2300 rpm
Impacts Per Minute	0 - 2700 ipm
Max. Bolt Dia.	M16
Tool Holder	1/2" (13 mm)
Weight	1.62 kg
Length x Height	147 x 240 mm

- * 2 Batteries
- * Bare Tool Also Available DCF880NT-XJ

DCF894P2

18V, 1/2" Brushless Impact Wrench (Mid Torque)



- Includes the new Precision Wrench™ Control feature, which helps add more control when using the tool
- 3 mode settings to complete a variety of applications
- Variable speed trigger helps to provide speed control
- LED light to help illuminate dimly lit areas

Specifications

Voltage	18V
Battery Capacity	5.0 Ah
Max. Torque	447 Nm
Breakaway Torque	813Nm
No Load Speed	0-900/2000 rpm
Impacts Per Minute	0-3100 ipm
Max. Bolt Dia.	M18
Tool Holder	1/2" (13 mm)
Weight	2.12 kg
Length x Height	175 x 210 mm

* 2 Batteries

DCH253M2

18V, 24mm, 3 Mode SDS+ Hammer



- Ideal for drilling anchors and fixing holes into concrete, brick and masonry from 4mm to 24mm.
- Rotation stop mode for light chiselling in plaster, tiles & render and impact stop mode for rotary only drilling in wood & metal.

Specifications

Voltage	18V
Battery Capacity	4.0 Ah
Tool Holder	SDS-Plus
Max. Impact Energy	2.4 J
Impact Energy (EPTA 05/2009)	2.1 J
No Load Speed	0-1200 rpm
Blows Per Minute	0-4500 bpm
Optimum Drilling Capacity [Concrete]	4-12 mm
Drilling Capacity [Concrete/Wood/Metal]	24/26/13 mm
Weight	3.1 kg
Length x Height	301 x 202 mm
Vibration Level	6.6 m/s ²

- * 2 Batteries
- * Recommended Accessory : DT60302-QZ

DCG412M2

18V, 125mm, Angle Grinder



- Steel cut spiral bevel gears provide highest level of durability & low vibration, increasing user productivity
- Low profile jam pot gear case improves gear durability.
- Intelligent trigger & lock-off switch for enhanced work safety & control
- Two position side handle offers greater comfort & control
- Quick change wheel release allows quick and easy wheel removal

Specifications

Voltage	18V
Battery Capacity	4.0 Ah
Disc Dia.	125 mm
Spindle Thread	M14
Switch Type	Trigger
No Load Speed	7000 rpm
Weight	2.5 kg
Length x Height	400 x 125 mm

- * 2 Batteries
- * Recommended Accessory : DWA8062-IN /DWA8052



DCG405P2

18V, 125mm, Brushless Angle Grinder



- e-Brake stops wheel quickly when the trigger is released
- e-Clutch reduces the kick back reaction in the event of a pinch or stall
- Mesh Covers restricts dust being sucked through the motor
- Rubber overmould provides enhanced grip and comfort

Specifications

Voltage	18V
Battery Type	Li-Ion
Battery Capacity	5.0 Ah
Disc Diameter	125 mm
No load speed	9000 rpm
Spindle Thread	M14
Switch Type	Slider
Weight	2.37 kg
Length x Height	310 x 125 mm

*2 Batteries

DCG426P2

18V, Brushless Die Grinder



- 3-Step speed dial improved application control
- Dual position variable speed switch improved gripping area and speed control
- LED nose ring improved work piece visibility
- Mesh guard reduces motor contamination
- Durable textured rubber nose increased comfort and control
- Airstream directed away from user improved comfort in use

Specifications

Voltage	18V
Battery Capacity	5.0 Ah
Collet Size	6 mm
No Load Speed	0-10000/17,500/25,000 rpm
Speed Settings	3
Max. Wheel Dia.	38 mm
Weight	1.82 kg
Length x Height	380 x 85 mm

*2 Batteries

DCM848P2

18V, Brushless Polisher



- The sideways battery pack allows for better ergonomics and improves gripping surface
- Rubber gear case overmold reduces surface imperfections and improves gripping surface
- Can be held via the front grip or side handle
- Speed range of 2000 - 5500 OPM for all types of applications
- Variable speed on the trigger and dial helps to better control the tool during every step of the application

Specifications

Voltage	12V
Battery Capacity	5 Ah
Polisher Type	Dual Action
Orbital Rate (No Load)	3000-8000 OPM
Orbital (throw)	15 mm
Handle Style	Side Handle & Gearcase Grip
Max Polishing Pad Dia.	125 mm
Run Time	20 min
Weight	2.9 kg

*2 Batteries

DCS355D2

18V, Brushless Oscillating Tool



- DEWALT Brushless Motor delivers up to 57% more run time over brushed motors
- QUICK-CHANGE Accessory System allows blades and attachments to be changed quickly without the use of tools
- DUAL-GRIP Variable Speed Trigger provides the ultimate speed and application control
- Bright LED light illuminates dark work surfaces for accurate cutting

Specifications

Voltage	18V
Battery Capacity	4.0 Ah
Oscillations Per Minute	0-20,000 opm
Oscillation	Angle
Switch Type	Variable Dual Grip
Weight	1.68 kg
Length x Height	310 x 150 mm

* Recommended Accessory : DT20715-QZ / DT20705-QZ / DT20709-QZ / DT20712-QZ/DT20719-QZ / DT20700-QZ

*2 Batteries

DCS331NT

18V, Top Handle Jigsaw



- Steel cut spiral bevel gears provide highest level of durability & low vibration, increasing user productivity
- Low profile jam pot gear case improves gear durability.
- Intelligent trigger & lock-off switch for enhanced work safety & control
- Two position side handle offers greater comfort & control
- Quick change wheel release allows quick and easy wheel removal

Specifications

Voltage	18V
Battery Capacity	--
No Load Stroke Rate	0-3000 spm
Stroke Length	26 mm
Bevel Capacity	45°
Depth of Cut (Wood/Metal)	135/10 mm
Weight	3.1 kg
Length x Height	305 x 215 mm

* DCS331NT Baretool



DCS367P2

18V, Brushless Compact Reciprocating Saw



- Compact saw allows better access to hard to reach cuts
- Improved balance and ease of handling due to central motor position
- Four position blade clamp allows for flush cutting and improved versatility
- Lever action keyless blade clamp for tool-free blade change LED for improved visibility of cut

Specifications

Voltage	18V
Battery Capacity	5.0 Ah
No Load Stroke Rate	0-2900 spm
Stroke Length	28.6 mm
Depth of Cut [Wood/Pipe/PVC]	300/100/160 mm
Weight	2.9 kg
Length x Height	363 x 203 mm

*2 Batteries

DCS371N

18V, Compact Bandsaw



- Ideally suited for cutting lengths of metal, including threaded rod, unistrut and steel pipework
- 63mm cut capacity cuts up to DN 50 or 2" SCH 40 pipe
- Smooth cuts leaves surfaces burr-free
- Creates little or no sparks when cutting metal
- Well balanced and easy to handle in all orientations including overhead*

Specifications

Voltage	18V
Battery Capacity	--
No Load Speed	174 Metres/min
Blade Dimension	835 x 12 x 0.5 mm
Cutting Capacity	63.5 mm
Weight	3.9 kg
Length x Height	385 x 280 mm

* Baretool

DCS570P2

18V, 184mm, Brushless Circular Saw



- General purpose ripping, cross-cutting and beveling.
- Additional handle for safe two-handed work
- E-Brake stops blade within 2sec after trigger is released
- Durable base Al shoe and LED light to improve cut line visibility.
- Variable adjustment of the bevel angle to 57°

Specifications

Voltage	18V
Battery Capacity	5.0 Ah
No Load Speed	5500 rpm
Blade Dia.	184 mm
Blade Bore Dia.	16 mm
Bevel Capacity	57°
Depth of Cut at 45°/90°	46/64 mm
Weight	4.2 kg
Length x Height	355 x 245 mm

*2 Batteries

* Recommended Accessory : DT99553-QZ / DT99554-QZ

DCE530N

18V, Cordless Heat Gun



- DCE530 hot air gun reaches a temperature of 530 ° C at a high setting and 290 ° C at a low setting.
- Select a high or low temperature setting with the 2-adjustable temperature selector, which optimizes the temperature for specific applications.
- The tractor with built-in blocking switch prevents the tractor from being started accidentally accidents.
- The built-in LED lighting illuminates the workplace and improves visibility in small, limited spaces.

Specifications

Voltage	18V
Temperature	290°-530° C
Air Flow	109- 190 L/Min
Weight	0.5 kg
Length	161 mm
Height	194.8 mm

*Bare Tool

DCN660D2

18V, Brushless 16GA, Finish Nailer



- Compact, lightweight & ergonomic design
- Sequential mode allows for precision placement and with production speed of upto 4nails per second
- Brushless motor means offers low maintenance no need to replace brushes
- Brushless Motors provide up to 57% longer life and a longer life of the machine

Specifications

Voltage	18V
Battery Type	Li-Ion
Battery Capacity	2.0 Ah
Nail Diameter	1.6 mm
Nail Length	32-63 mm
Magazine Capacity	110 Nails
Operating mode	Bump and Sequential
Weight	2.8 kg
Length x Weight	310 x 305 mm

DCN890P2

18V, Brushless Concrete Nailer



- Gas-free operation eliminates the need for fuel cells
- Variable power settings allow for pin depth adjustment and substrate versatility
- Field-serviceable driver blade reduces downtime of tool
- Comparable application speed to gas concrete nailers
- Dual LED worklights
- Tool-free, interchangeable contact trips

Specifications

Voltage	18V
Battery Type	Li-Ion
Battery Capacity	5.0 Ah
Nail Diameter	2.6-3.7 mm
Nail Length	13-57 mm
Magazine Capacity	Up to 30 Nails
Operating Mode	Sequential & Rapid Cycle
Weight	4.8 kg
Length x Weight	415 x 390 mm

DCM565N

18V, 30cm, Brushless Chain Saw

BRUSHLESS



- 30cm Oregon Bar and Chain
- High Efficiency Brushless Motor-Delivers up to (70) 4x4" cuts per charge (18V, 5Ah)
- Automatic Oiling - Reduced Maintenance
- Tool Free Bar fitment & Chain Tensioning - Fast Chain Adjustments
- Variable Speed Trigger - No pull starting

Specifications

Voltage	18V
Bar Length	30cm
Cutting Capacity	26cm
Chain Speed	7.68m/s
Chain Brake	< 1sec
Variable Speed	Yes
Chain Tensioning	Tool Free
Oil Capacity	115ml
Weight	3.8 kg
Length x Width X Height	

* Bare Tool

DCM562P1

18V, Brushless Blower

XR
BRUSHLESS



- Quiet - under 65dB for use in noise restricted areas
- Lightweight and Compact Design – at just 3.2kg
- Comfort grip handle - ergonomically optimised handle size and position with an over-mould for additional user comfort
- Variable trigger and speed lock allows for total power control, with the ability to lock speeds"

Specifications

Voltage	18V
Battery Capacity	5.0 Ah
Blow Speed	145km/h
Blow Area Volume	0-400cfm
Variable Speed	Yes
Lock On Switch	Yes
Weight	3.3 kg
Length x Height	--

DCM563PB

18V, 55cm, Cordless Hedge Trimmer



- Wrap around aux handle for a comfortable grip in multiple orientations
- Extended runtime: up to 75min trimming per charge (with a 5.0Ah battery)
- Compact and lightweight design for less user fatigue whilst trimming
- Latest range extension to the XR system – professional performance with the added convenience of being cordless

Specifications

Voltage	18V
Battery Chemistry	Li-ion
Battery Capacity	--
Blade Length	55cm
Cutting Gap	19 mm
Blade Strokes	1400 spm
Weight	3.5 kg

* Bare Tool

DCMW564N

Brushless Lawn Mower

XR
BRUSHLESS



- 51CM Durable Metal Deck For Lawn Areas Up to 800m²
- High-Efficiency XR Brushless Motor
- Runs with 2x18V DEWALT XR Batteries
- Two Port Electronic Dashboard, Provides Instant Feedback On Battery Charge Status
- Compact & Lockable Heavy Duty Rubber Wheels for Easy Transport & Storage"

Specifications

Voltage	18V
Grass Collection Capacity	55 L
Deck Size	51cm
Cutting Capacity	48cm
Cutting Height Setting	25/38/57/74/86 mm
Cut Area/Charge	Up to 800 m ² (5.0Ah batteries)
Weight	27 kg

* Bare Tool

DCS491NT

18V, Metal Shear

XR
BRUSHLESS



- Accurate sheet metal cutting solution.
- Easy to handle tool to cut duct work on ground and overhead
- Variable speed trigger. D handle allows users to push through cut 360° tool free swivel head which allows user to access tight quarters while maintaining comfort.
- Cuts 7/32" strip which continuously curls out of the cutting area providing consistent and accurate cuts

Specifications

Voltage	18V
Battery Capacity	--
No Load Stroke Rate	0-2450 spm
Cutting Capacity [Mild Steel]	1.3 mm
Cutting Capacity [Stainless Steel]	1.0 mm
Weight	1.8 kg
Length x Height	394 x 200 mm

* Bare tool.

DCR017

XR DAB Construction Radio Charger

XR
BRUSHLESS



- DAB+ and FM tuner receives digital and analogue signal
- Accepts 12V, 14.4V and 18V XR Li-Ion batteries
- Two AC power outlets offer more versatility for jobsite power
- 3.5mm auxiliary port allows for connection to portable audio devices
- Blow moulded roll cage with 6 impact resistance points for maximum durability
- Twin sets of woofers and tweeters with ported bass

Specifications

Power Source	AC/DC
Mains Voltage	230-240
Battery Voltage	10.8-18
Battery Type	Li-Ion
Approx. Charging Time	45-120 min
Weight	5.7 kg

DCE531N

18V, Pencil Vibrator

XR
BRUSHLESS



- 28.6mm dia.vibrator delivers maximum consolidation power
- 4 foot long flexible shaft for easy use and long reach.
- 15,000 VPM (under load) delivers maximum consolidation efficiency.
- Tool free locking nut allows easy removal of shaft for transportation
- Light and compact, suitable for single piece operation
- Sealed motor and drive shaft for improved durability

Specifications

Voltage	18V
Battery Capacity	--
Vibrations / Minute	15000 vpm
Shaft Length	1.2 m
Head Dia.	28.6 mm
Weight	3.08 kg
Length x Height	390 mm x 200 mm

* Bare tool. 1 mtr. shaft included.

DCC018N

18V, Inflator

XR
BRUSHLESS



- Compact, lightweight, high-performance inflator and deflator with an LED light allows use at night or in low-light conditions
- High pressure hose quickly inflates items such as tyres (size 235/70R17) inflated in 400 seconds
- Output of 0.35V/min@6.2 bar and 0.6V/min@2 bar for quick inflation
- High pressure output with a maximum of 11 BAR, 160 PSI, ideal for inflating tyres

Specifications

Voltage	18V
Unit of Measure	BAR / KPA / PSI
Dual Display	Target / Actual pressure
Max. Air Pressure	11 bar
Gauge Accuracy	+/- 0.15 bar
Deflate Function	Yes
Air Volume	0.35V/min [6.2 bar] 0.6V/min [2 bar]
Corded Power Supply	Yes (230V and 12V))
Weight	2.3 kg
Length x Height	330 x 280 mm

* Bare tool.

DCD240X2

54V, Dual Hand Mixer

XR FLEX VOLT
BRUSHLESS



- Achieves 1600 MWO and completes some of the toughest mixing applications
- Enclosed battery compartment helps to protect the battery and terminals from contamination
- Includes a 5/8" keyed chuck and accepts most common paddles
- Dual-action trigger helps prevent unintentional start-up

Specifications

Voltage	54V
Battery Capacity	9.0 Ah
Max. Paddle Size	160 mm
Spindle Thread	M14
Speed Settings	Yes
No Load Speed	0-225-350-475-600-725 rpm
Lock-Off Switch	Yes
Weight	6.15 kg
Length x Height	550 x 430 mm

* 2 Batteries
* Includes 160mm swirl mixing paddle

DCH333X2

54V, 30mm, Brushless 3 Mode SDS-Plus Hammer

XR FLEX VOLT
BRUSHLESS



- 3 Mode rotary hammer. Rotation with percussion, rotation stop
- Class leading vibration less fatigue with only 8.7m/s Integrated dust extractor
- The powerful battery provides 60 holes of 18 x 80mm in 1 charge

Specifications

Voltage	54V
Battery Capacity	9.0 Ah
Max. Impact Energy	4.2 J
No Load Speed	0-1000 rpm
Blows Per Minute	0-4480 bpm
Opti Drilling Capacity [Concrete]	6-20 mm
Drilling Cap [Concrete/Wood/Metal]	30/30/13 mm
Weight	4.9 kg
Length x Height	400 x 250 mm
Vibration Level	7.5 m/s ²

* 2 Batteries
* Bare Tool Also Available DCH333NT-XJ

DCH481X2

54V, 40mm, Brushless SDS Max Hammer

XR FLEX VOLT
BRUSHLESS



- 6.1J's of impact energy provides corded power without the cord
- E-Clutch for maximum control in bind-up situations
- Active Vibration Control reduces vibration felt by the user at the handles.
- 3 mode with rotation stop

Specifications

Voltage	54V
Battery Capacity	9.0 Ah
Max. Impact Energy	7.3 J
No Load Speed	540 rpm
Blows Per Minute	3150 bpm
Opt Drilling Capacity [Concrete]	16-30 mm
Drilling Cap [Concrete/Core bit]	40 / 100 mm
Weight	6.65 kg
Length x Height	502 x 263 mm
Vibration Level	9.4 m/s ²

* 2 Batteries
* MTO

DEWALT

54V FLEXVOLT

XR FLEX VOLT

POWER OF CORDED | FREEDOM OF CORDLESS

WE'VE CHANGED THE GAME WITH THE NEW DEWALT XR FLEXVOLT BATTERY

GUARANTEED TOUGH.

DCH733N

54V, 48mm, Brushless SDS-Max® Combination Hammer



- Designed with electronic speed & impact energy control
- Offers unrivaled cordless performance & runtime
- Anti-rotation system detects loss of control and prevents user injury
- Electronic speed and impact energy control
- Ideal for demolition applications in brick, masonry and light chasing in concrete, due to rotation stop mode

Specifications

Voltage	54V
Max. Impact Energy	15.7 J
No Load Speed	177-355 rpm
Blows Per Minute	1350-2705 bpm
Optimum Drilling Capacity [Concrete]	24-42 mm
Drilling Capacity [Concrete/Core bit]	48 / 125 mm
Chipping Mode	No
Weight	9.8 kg
Length x Height	597 x 284 mm
Vibration Level	9.0 m/s ²

* Baretool
* MTO

DCS690N

54V, 230mm, Brushless Cut-off Saw



- The heavy load indicator light provides the user with real time power and runtime feedback.
- Features a dual-sided water delivery system
- Also features a beltless all-metal drive-train.
- With a rotatable, 5-position guard.
- Ideal for demolition applications in brick, masonry and light chasing in concrete

Specifications

Voltage	54V
No Load Speed	6600 rpm
Blade Dia.	230 mm
Blade Bore Dia.	22.2 mm
Max. Depth of Cut	83 mm
Water Pipe Connection	Yes
Weight	6.25 kg
Length x Height	640 x 250 mm

* Bare Tool. * DT40260 Extreme Diamond Wheel (230mm) to be ordered separately*

DCS575T2

54V, 67mm, Brushless Circular Saw



- Brushless Motor 1500W power
- Runtime Per Charge 50 x 100mm pine
- Dust Extraction Improved compatible with Air Lock System
- Led Light Improve cut line visibility
- Durable Base Aluminum Shoe

Specifications

Voltage	54V
Battery Capacity	6.0 Ah
No load speed	5800 rpm
Blade Diameter	190 mm
Blade Bore Diameter	30 mm
Bevel Capacity	57°
Max. Depth of cut at 45°/90°	49/67 mm
Weight	4.65 kg
Length x Height	355 x 245 mm

* 2 Batteries
* Bare Tool Also Available DCS575NT-XJ

DCS388T2

54V, Brushless Reciprocating Saw



- Tool free 2P blade clamp with Tool free blade change
- Low vibration crank type gearbox giving class leading 14m/s²
- LED work light increased visibility
- Two-position blade clamp allows for flush cutting and increased versatility

Specifications

Voltage	54V
Battery Capacity	6.0 Ah
No Load Stroke Rate	2400 spm
Stroke Length	40 mm
Depth of Cut [Wood/Pipe/PVC]	300/130/160 mm
Weight	5.6 kg
Length x Height	918 x 219 mm

* 2 Batteries
* Recommended Accessory : DT99553-QZ/DT99554-QZ

DCV586MN

54V, Brushless M Class Dust Extractor



- Brushless Motor 1500W power
- Runtime Per Charge 50 x 100mm pine
- Dust Extraction Improved compatible with Air Lock System
- Led Light Improve cut line visibility
- Durable Base Aluminum Shoe

Specifications

Voltage	54 V
Max. Airflow	70 l/sec
Wet / Dry Capacity	15 L
Vacuum Class	M Class (99.9% dust)
Hose Length/ Dia.	2.5m / 32 mm
Filter System	Automatic Dual Filter Cleaning
Remote Tool Actuation	Yes
Weight	9.5 kg
Length x Height	440 x 330 mm

* Bare Tool

DCG414T2

54V, 125mm, Brushless Angle Grinder



- Electronic brake stops the blade in less than 2 sec when trigger is released
- Electronic clutch reduces the kickback reaction in the event of a pinch or stall
- Safety guard designed for 115mm up to 125mm
- Two position side handle offers greater comfort and control

Specifications

Voltage	54V
Battery Capacity	6.0 Ah
Disc Dia.	125 mm
Spindle Thread	M14
Switch Type	Trigger Switch
No Load Speed	9000 rpm
No Volt Switch	Yes
OverLoad Protection	Yes
Weight	3.2 kg
Length x Height	400 x 125 mm

* 2 Batteries
* Bare Tool Also Available DCG414NT-XJ

DCS7485T2

54V, 210mm, Brushless Table Saw



- Fence system provides 610 mm of rip capacity in a portable design for cutting large sheet materials to size
- Cast table top design ensures accuracy and precision
- Overload protection system ensures powerful performance in hard, wet or frozen woods
- Quick bevel lock

Specifications

Voltage	54 V
Battery Capacity	6.0 Ah
No Load Speed	5800 rpm
Blade Dia.	210 mm
Blade Bore Dia.	30 mm
Bevel Capacity	-3 to 48°
Ripping Capacity [R/L]	610/318 mm
Depth of Cut at 45°/90°	45/65 mm
Table Size	485 x 485 mm
Weight	21.5 kg
Length x Height	605 x 330 mm

* 2 Batteries

DCC1054N

54V, Brushless Compressor



- Fence system provides 610 mm of rip capacity in a portable design for cutting large sheet materials to size
- Cast table top design ensures accuracy and precision
- Overload protection system ensures powerful performance in hard, wet or frozen woods
- Quick bevel lock

Specifications

Voltage	54 V
Tank Volume	10L
Air Delivery [at 7 BAR]	31 L/min
Max. Pressure	9.3 BAR
Regulated Pressure Rating	0 - 9.3 BAR
Quick Connect Type	Universal EU 1/4"
Pump Type	Pump Type Oil-free
Weight	11 kg
Length x Height	360 x 420 mm

* Bare Tool

DCM575X1

54V, 40cm Brushless Chain Saw



- Up to 65 6x6 cuts per charge
- Automatic Oiling
- Tool Free Bar Fitment and Chain Tensioning
- Ergonomic Handle with Variable Speed Trigger
- Variable Speed Trigger - No pull starting
- High Efficiency Brushless Motor - Delivers up to (130) 4x4" cuts per charge (3.0 Ah)

Specifications

Voltage	54V
Battery Capacity	9.0 Ah
Bar Length	40cm
Cutting Capacity	40cm
Chain Speed	15m/s
Chain Brake	< 1sec
Chain Tensioning	Tool Free
Oil Capacity	115ml
Weight	5.4 kg
Length x Width x Height	880 x 240 x 230mm

* Chain: DT20663 * Recommended Accessory : DT20660-QZ / DT20661-QZ / DT20663-QZ / DT20664-QZ





DCM571N

54V, 38cm, Brushless Grass Trimmer & Brush Cutter



- Fast Cutting - 38cm cutting swath for fast job completion over large areas.
- Includes Brush cutter Adapter kit & Brush Knife - simple grass trimming to heavy duty clearing work.
- High efficiency Brushless motor with metal motor housing - Longer runtime, longer life, more durability & efficiency.
- Supplied with 2.0mm twisted line for fast, efficient cutting.

Specifications	
Voltage	54V
Cutting Width/Swathe	38cm (25.5cm with brush knife)
Line Dia.	2.0 mm
Cutting Speed	0-5100 / 5600rpm
Brush Cutter Adaptor Kit	Yes
Line Length	7.5 m
Tool Length	1.8 m
Weight	5.8 kg

* Bare Tool



DCM572N

54V, Brushless Blower



- Clear more debris, quickly with up to 423 CFM & 207 Km/h / 128 mph
- Variable speed trigger for improved control in all applications. Speed lock provides full power control without having to hold down the trigger, reduces fatigue
- High efficiency brushless motor delivers up to 15 min run time using an 18V/54V 3/9Ah Battery)
- Curved tube design creates rotational control and reduces fatigue

Specifications	
Voltage	54V
Blow Speed	0-207km/h
Blow Area Volume	0-207km/h
Variable Speed	Yes
Lock On Switch	Yes
Weight	4.4 kg

* Bare Tool

BATTERIES & CHARGERS

DCB125

10.8V, 1.3Ah, Battery



2.0 AH

- Longer life, lightweight slide pack design
- Compatible with all DeWalt 10.8 Volt tools.
- No memory effect and virtually no self-discharge for maximum productivity and less downtime.
- Lightweight design provides user with better ergonomics.
- No memory effect and virtually no self-discharge for maximum productivity and less downtime.

Specifications	
Voltage	10.8V
Battery Type	Li-Ion
Battery Capacity	2.0 Ah
Weight	0.2 kg
Length x Height	85 x 35

DCB127

10.8V, 2.0Ah, Battery



2.0 AH

- 40 minutes charge time
- Long life Li-ion battery pack
- More than double the charge cycles of NiCD/NiMH packs
- Lightweight design
- No memory effect and virtually no self-discharge
- Compatible with all DeWalt 10.8V/12V tools

Specifications	
Voltage	10.8V
Battery Capacity	2.0Ah
Tool Compatibility	All 10.8V* Li-Ion (*12V max. equivalent)
Tool Connect	No
Weight	0.2 kg
Length x Height	85 x 35 mm

DCB181

18V, 1.5Ah, Battery



1.5 AH

- DEWALT XR Li-Ion Battery Technology offers extended runtime and optimised power to complete applications quickly
- Lightweight and compact design reduces fatigue
- No memory effect
- No memory effect and virtually no self-discharge for maximum productivity & less downtime

Specifications	
Voltage	18V
Battery Type	Li-Ion
Battery Capacity	1.5 Ah
Tool Compatibility	All 18V Li-Ion DEWALT Tools
Weight	0.35 kg
Length x Height	110 x 45 mm

DCB183

18V, 2.0Ah, Battery Pack



2.0 AH

- DEWALT XR 2.0Ah Li-Ion Battery Technology offers extended runtime and optimized power to complete applications quickly
- LED State of Charge Indicator helps manage pack charging
- Lightweight design provides the user with upgraded runtime
- Compatible with all DEWALT XR Li-Ion 18V Tools
- No memory effect

Specifications	
Voltage	18V
Battery Capacity	2.0Ah
Tool Compatibility	All 18V Li-Ion DEWALT tools
Tool Connect	No
Weight	0.40 kg
Length x Height	110 x 45 mm

DCB187

18V, 3Ah, Battery



3.0 AH

- DEWALT 18V XR 3Ah battery offers a higher capacity in a more compact housing
- No memory effect and virtually no self-discharge for maximum productivity and less downtime
- The LED charging lamp indicates the charging status
- Compatible with all 18 V XR machines from DEWALT

Specifications	
Voltage	18V
Battery Type	Li-Ion
Tool Compatibility	All 18V Li-Ion Tools
Tool Connect	No
Weight	0.56 kg
Volume	1130 cm ³

DCB189

18V, 4Ah, Battery



4.0 AH

- DEWALT 18V XR 4Ah compact battery offers ultimate performance
- No memory effect and virtually no self-discharge for maximum productivity and shorter charging time
- LED charging indicator
- Compatible with all DEWALT XR Li-Ion 18 V tools

Specifications	
Voltage	18V
Battery Capacity	4.0Ah
Tool Compatibility	All 18V Li-Ion DEWALT Tools
Tool Connect	No
Weight	0.6 kg
Length x Height	118 x 50 mm

DCB184

18V, 5Ah, Battery



5.0 AH

- The new DEWALT 5.0Ah XR Li-Ion battery packs will deliver 66% more runtime than a standard 3.0Ah battery pack
- LED State of Charge Indicator helps manage pack charging
- No memory effect and virtually no self-discharge for maximum productivity & less downtime
- Protection against overheat, overload and deep discharge conditions increases battery life
- Excellent electrical characteristics

Specifications	
Voltage	18V
Battery Capacity	5.0Ah
Tool Compatibility	All 18V Li-Ion DEWALT Tools
Tool Connect	No
Weight	0.62 kg
Length x Height	110 x 65 mm

DCB546

18V / 54V, 6.0Ah / 2.0Ah Flexvolt Battery



- The new XR FLEXVOLT battery runs at 54V on all XR FLEXVOLT tools
- Runs at 18V on all 18V XR tools and chargers.
- State of charge indicator on battery body.
- Ideal for high powered applications.

Batteries	18V	54V
DCB546	6.0	2.0
Voltage	18V / 54V	
Battery Capacity	6.0Ah / 2.0Ah	
Tool Compatibility	All 18V & 54V Li-Ion DEWALT Tools	
Tool Connect	No	
Weight	1.05 kg	
Length x Height	125 x 90 mm	

DCB547

18V / 54V, 9.0Ah / 3.0Ah Flexvolt Battery



- The new XR FLEXVOLT battery runs at 54V on all XR FLEXVOLT tools
- Runs at 18V on all 18V XR tools and chargers.
- State of charge indicator on battery body.
- Ideal for high powered applications.

Batteries	18V	54V
DCB547	9.0	3.0
Voltage	18V / 54V	
Battery Capacity	9.0Ah / 3.0Ah	
Tool Compatibility	All 18V and 54V Li-Ion DEWALT Tools	
Tool Connect	No	
Weight	1.25 kg	
Length x Height	135 x 95 mm	

DCB548

18V / 54V, 12.0Ah / 4.0Ah Flexvolt Battery



- A 54V Battery that has unprecedented levels of power
- On a new XR FLEXVOLT power tool the battery voltage steps up to deliver game changing levels of performance
- One battery for multiple use and extended runtime
- Includes transport cap for safe transportation of batteries
- 22mm High Capacity Battery Cells
- State of charge indicator on battery body.
- Ideal for high powered applications.

Batteries	18V	54V
DCB548	12.0	4.0
Voltage	18V / 54V	
Battery Capacity	12.0Ah / 4.0Ah	
Tool Compatibility	All 18V and 54V Li-Ion DEWALT tools	
Tool Connect	No	
Weight	1.25 kg	
Length x Height	135 x 95 mm	

DCB107

18V, 3Ah, Charger



- Compatible with all 20V & 60V max Dewalt XR Li ion Standard XR and FLEXVOLT batteries
- Fan assisted cooling of batteries results in faster charge cycle time and reduces downtime in the field
- Charges a DCB606 6.0Ah battery in 1 hour
- On board battery diagnostics

Specifications	
Battery Type	Li-Ion
Tool Compatibility	All 18V Li-Ion Tools
Tool Connect	No
Weight	0.56 kg
Volume	1130 cm ³

DCB115

Multi Voltage Charger



- Charges DEWALT 10.8V, 18V XR Li-Ion batteries
- Charges 2.0Ah battery pack in 30 minutes
- Diagnostic LED indicator communicates battery charge status
- Wall mountable
- Compact size for easy storage

Specifications	
Voltage	10.8V - 18V
Charging Current	4A
Charging Time	30 mins (18V 2.0Ah)
Weight	0.50 kg
Length x Height	150 x 80 mm

DCB118

18V / 54V, Fast Charger



- The XR fan-cooled charger operates between 4°C and 40°C and is also wall mountable to keep the job site tidy. (Standard XR 18V & XR FlexVolt)
- Charges 4A battery in 30 min. & 2A in 15 min.

Specifications	
Voltage	18V (included Flexvolt)
Charging Current	8A
Charging Time	60 mins (18V 6.0Ah)
Weight	0.65 kg
Length x Height	150 x 80 mm

DCB132

Dual Port Battery Charger



- Charges 10.8-18V XR and XR FLEXVOLT batteries
- Dual port with 4.0A simultaneous output current on each port
- Diagnostic LED indicator communicates battery charge status

Specifications	
Voltage	10.8V-18V (Included Flexvolt)
Battery Type	Li-Ion
Charging Current	2x 4A
Charging Time	90 min (6 Ah)
Weight	1.2 kg
Length x Height	320 x 80 mm

DCB115D2

XR Charger + 2 x 2.0Ah Battery



- The charger can be used for 10.8 V, and 18 V XR Li-Ion sliding batteries from DEWALT
- The charger charges a 2.0 Ah Ah battery in 30 minutes
- Diagnostic system with LED indicator indicates the charging status: charged, charging in progress, power supply problem and battery too hot or too cold.
- No memory effect and no self-discharge

Specifications	
Voltage	18V
Battery	2 x 2.0Ah Li-Ion XR battery
Charger	DCB 115 system-quick charger
Product Dimensions	25.7 x 7.5 x 22.5mm
Weight	0.4 kg

DCB115P2

XR Charger + 2 x 5.0Ah Battery



- The charger can be used for 10.8 V, and 18 V XR Li-Ion sliding batteries from DEWALT
- The charger charges a 2.0 Ah Ah battery in 30 minutes
- Diagnostic system with LED indicator indicates the charging status: charged, charging in progress, power supply problem and battery too hot or too cold.
- No memory effect and no self-discharge

Specifications	
Voltage	18V
Battery	2 x 5.0Ah Li-Ion XR battery
Charger	DCB 115 system-quick charger
Product Dimensions	130 x 135 x 200mm
Weight	1.7kg

DRILLS & FASTENERS

DWD014

550W, 10mm Rotary Drill



- It is a 550W corded drill with 10mm chuck capacity
- Variable speed switch control to suit different materials

Specifications	
Power Input	550W
Chuck Capacity	10 mm
No Load Speed	0-2800 rpm
Max. Torque	7.9 Nm
Drilling Capacity [Wood/Metal]	25/10 mm
Spindle Thread	1/2" x 20 U.N.F
Weight	1.34 kg
Length x Height	225 x 170 mm

DWD112S

701W, 10mm Rotary Drill



- Rubber grip gives maximum comfort
- Ideal for use in a woodworking or light metal.
- Size, balance and weight designed for one handed operation
- Variable speed switch control to suit different materials
- An integrated belt clip allows tool to be carried while freeing up both hands

Specifications	
Power Input	701W
Chuck Capacity	10 mm
No Load Speed	0-2500 rpm
Max. Torque	10.9 Nm
Drilling Capacity [Wood/Metal]	25/10 mm
Spindle Thread	1/2" x 20 U.N.F
Weight	1.8 kg
Length x Height	230 x 190 mm

DWD024

750W, 13mm, Keyed Percussion Drill



- Low weight ensures the drill is easy to use and it reduces user fatigue
- Trigger sensitive variable speed switch allows a user to drill slowly for precision accuracy when starting to drill a hole
- Lock on button gives the user the option to keep the machine continually running when doing repetitive operations

Specifications	
Power Input	750W
Chuck Capacity	13 mm
No Load Speed	0-2800 rpm
Max. Torque	8.6 Nm
Blows Per Minute	47600 bpm
Drilling Capacity [Wood/Metal/Concrete]	25/13/16 mm
Weight	1.82 kg
Length x Height	255 x 180 mm

DWD524K

1100W, 13mm 2 Speed Pistol Percussion Drill



- Improved drilling performance from powerful new motor.
- Innovative mode selection collar allows intuitive control.
- Two speed gearbox for increased versatility.
- Mechanical clutch increase user control and protection.
- Heavy duty 13mm keyless steel chuck allows quick bit change whilst offering bit retention

Specifications	
Power Input	1100W
Chuck Capacity	13mm
Speed Setting	2 speed
No Load Speed	0-1250/0- 3500 rpm
Max. Torque	40/20 Nm
Blows Per Minute	0-56000 bpm
Max. Drilling Capacity [Wood / [Metal / Concrete]	40/13/22 mm
Weight	2.8 kg
Length x Height	370 x 210 mm



DW263K

Depth Sensitive Screwdriver



- Ideal for facade, cladding and roofing applications
- Specially designed for working with self-drilling screws
- Removable depth sensitive "set and forget" nosepiece for consistent fastener depth
- Soft grip surface on handle and switch to reduce vibration and enhance user comfort.

Specifications

Power Input	540W
Max. Torque	14.5 Nm
No Load Speed	0-2500 rpm
Max. Screw Dia.	6.3 mm
Bit Holder	6.35 mm (Hex)
Weight	1.3 kg
Length x Height	301 x 186 mm

* Cordless Option Available, DCF620NT-XJ

DW268

540W, 6.3mm, Versaclutch Screwdriver



- Ideal for screw driving applications in wood, plastic & metal
- Versatile tool with torque control up to 26 Nm
- Unique Versa Clutch Torque Control System allows a torque level to be set for driving screws into material of inconsistent density such as wood

Specifications

Power Input	540W
Max. Torque	4-26 Nm
No Load Speed	0-2500 rpm
Max. Screw Dia.	6.3 mm
Bit Holder	6.35 mm (Hex)
Weight	1.3 kg
Length x Height	301 x 187 mm

DW269

540W, 6.3mm, Versaclutch Screwdriver



- Ideal for screw driving applications in wood, plastic & metal
- Versatile tool with torque control up to 42 Nm
- Unique Versa Clutch Torque Control System allows a torque level to be set for driving screws into material of inconsistent density such as wood

Specifications

Power Input	540W
Max. Torque	4-42 Nm
No Load Speed	0-1000 rpm
Max. Screw Dia.	6.3 mm
Bit Holder	6.35 mm (Hex)
Weight	1.3 kg
Length x Height	301 x 187 mm

DW292

710W, 1/2", Impact Wrench



- 440 Nm of deliverable torque in forward & reverse
- Higher torque & faster speed increases productivity
- Soft grip handle to reduce vibrations and to enhance user comfort
- Robust design for increased durability

Specifications

Power Input	710W
Max. Torque	440 Nm
No Load Speed	2200 rpm
Impacts Per Minute	2700 ipm
Weight	3.2 kg
Length x Height	292 x 216 mm

* Cordless Option Available, DCF899P2 (950Nm)

DW294

710W, 3/4", Impact Wrench



- 440 Nm of deliverable torque in forward & reverse
- Higher torque & faster speed increases productivity
- Soft grip handle to reduce vibrations and to enhance user comfort
- Robust design for increased durability

Specifications

Power Input	710W
Max. Torque	440 Nm
No Load Speed	2200 rpm
Impacts Per Minute	2700 ipm
Weight	3.2 kg
Length x Height	292 x 216 mm

* Cordless Option Available, DCF897N (950Nm)

DWE1622K

1200W, 2 Speed, Magnetic Drill Press



- Compact and light weight unit.
- Overload protection with 3 stage LED indicator.
- No volt switch prevents inadvertent restart after power failure.
- Standard Equipment: 3 jaw chuck with adaptor for straight shank drill bits, safety chain, lubrication system, drill guard, kitbox

Specifications

Power Input	1200W
Speed Settings	2 speed
No Load Speed	300/450 rpm
Cutter Holder	19 mm Weldon shank (3/4")
Cutting Depth with Cutters	50 mm
Cutting Dia. with Cutters	50 mm
Drill Point Pressure	317 kg
Clamping Force	3800 N
Stroke Length	147 mm
Weight	14.55 kg
Magnetic Base Dimensions	180 x 84 mm

HAMMERS & BREAKERS



D25032B

22mm, 2 Mode, SDS-PLUS® Hammer



- Ideal for drilling anchor and fixing holes into concrete and masonry from 4 to 22 mm in diameter
- Impact-stop for drilling in wood; steel; ceramic and screwdriving applications
- Large hammer mechanism delivers high performance with low stress to the critical components resulting in better durability

Specifications

Power Input	710W
Max. Impact Energy	2.1 J
No Load Speed	0-1550 rpm
Blows Per Minute	0-5680 bpm
Optimum Drilling Capacity [Concrete]	4-12 mm
Drilling Capacity [Concrete]	22 mm
Drilling Capacity [Core bit/Wood/Metal]	50/30/13 mm
Weight	2.5 kg
Length x Height	330 x 210 mm
Vibration Level	13.6 m/s ²

* Recommended Accessory-DT60302-QZ



D25033K

22mm, 3 Mode, SDS-Plus Hammer



- Ideal for drilling anchor and fixing holes into concrete and masonry from 4 to 22 mm in diameter
- Rotation-stop for light chiselling applications in brick, soft masonry and occasionally concrete
- Impact-stop for drilling in wood, steel, ceramic and screw driving applications

Specifications

Power Input	710W
Max. Impact Energy	2.1 J
No Load Speed	0-1550 rpm
Blows Per Minute	0-5680 bpm
Optimum Drilling Cap [Concrete]	4-12 mm
Drilling Cap [Concrete]	22 mm
Drilling Cap [Core bit/Wood/Metal]	50/30/13 mm
Weight	2.5 kg
Length x Height	330 x 210 mm
Vibration Level	13.6 m/s ²

* Recommended Accessory-DT60302-QZ



D25133K

26mm, 3 Mode, SDS-Plus Hammer



- Ideal for drilling anchor and fixing holes into concrete and masonry from 4 to 28 mm in diameter
- Rotation-stop for light chiselling applications in brick, soft masonry and occasionally concrete
- Mechanical clutch eliminates sudden high-torque reaction should the bit jam
- Electronic variable speed for total control in any application

Specifications

Power Input	800W
Max. Impact Energy	2.8 J
No Load Speed	0-1500 rpm
Blows Per Minute	0-5500 bpm
Optimum Drilling Cap [Concrete]	4-14 mm
Drilling Cap [Concrete]	26 mm
Drilling Cap [Core bit/Wood/Metal]	50/30/13 mm
Weight	2.6 kg
Length x Height	335 x 210 mm
Vibration Level	15.4 m/s ²

* Recommended Accessory-DT60302-QZ



D25143K

28mm, 3 Mode, SDS-Plus Hammer



- Ideal for drilling anchor and fixing holes into concrete and masonry from 4 to 28 mm in diameter
- Rotation-stop for light chiselling applications in brick, soft masonry and occasionally concrete
- Mechanical clutch eliminates sudden high-torque reaction should the bit jam
- Electronic variable speed for total control in any application

Specifications

Power Input	900W
Max. Impact Energy	3.2 J
No Load Speed	0-1450 rpm
Blows Per Minute	0-5350 bpm
Optimum Drilling Cap [Concrete]	4-18 mm
Drilling Cap [Concrete]	28 mm
Drilling Cap [Core bit/Wood/Metal]	65/30/13 mm
Weight	3.0 kg
Length x Height	320 x 390 mm
Vibration Level	14.9 m/s ²

* Recommended Accessory-DT60302-QZ



D25333K

30mm, 3 Mode, SDS-Plus Hammer



- Rotation stop mode for light chiselling in soft masonry, plaster, tiles and light concrete and impact-stop mode for rotary only drilling in wood and metal.
- Mechanical clutch reduces sudden high-torque reaction.
- Compact, lightweight and ergonomic design.
- Ideal for drilling anchors and fixing holes into concrete, brick and masonry from 4mm to 30mm.

Specifications

Power Input	950W
Max. Impact Energy	4.2 J
No Load Speed	0-1150 rpm
Blows Per Minute	0-5200 bpm
Optimum Drilling Cap [Concrete]	6-20 mm
Drilling Cap [Concrete]	30 mm
Drilling Cap [Core bit/Wood/Metal]	65/30/13 mm
Weight	3.7 kg
Length x Height	355 x 250 mm
Vibration Level	6.9 m/s ²

* Cordless Option Available, DCH333X2



D25481K

40mm, SDS Max Combi Hammer



- Active vibration control system incorporating a floating rear handle to reduce vibration
- Ideal for drilling large anchor; fixing and through holes in concrete and masonry from 6 to 32 mm in diameter
- Optimised power to weight ratio good power in light weight package

Specifications	
Power Input	1050W
Max. Impact Energy	7.3 J
No Load Speed	540 rpm
Blows Per Minute	3150 bpm
Optimum Drilling Cap [Concrete]	16-30 mm
Drilling Cap [Concrete]	40 mm
Drilling Cap [Core bit]	100 mm
Weight	5.9 kg
Length x Height	453 x 263 mm
Vibration Level	9.4 m/s ²

D25733K

48mm, SDS Max Combi Hammer
- With Quick Change Chuck



- Protects user from the effects of vibration, including numbness and tingling in the hands, without fatigue.
- Offers users more control by adjusting speed of drilling or chipping based upon the thickness and density of the material they are working with.
- Anti-rotation system allows the tool to stop in-case of bind up situation.

Specifications	
Power Input	1600W
Max. Impact Energy	15.7 J
No Load Speed	177-355 rpm
Blows Per Minute	1350-2707 bpm
Optimum Drilling Cap [Concrete]	24-42 mm
Drilling Cap [Concrete]	48 mm
Drilling Cap [Core bit]	125 mm
Weight	9.2 kg
Length x Height	544 x 292 mm
Vibration Level	9.6 m/s ²

D25614K

6kg, 45MM SDS-Max Hammer



- 10.5 Joules of impact energy for fast drilling and chipping, even in the hardest concrete.
- E-CLUTCH® system protects the user in bind-up situations by stopping the rotation of the bit.
- The SHOCKS Active Vibration Control® system reduces vibration felt by the user at the handles, compared to rotary hammers without this feature.

Specifications	
Power Input	1350 W
Frequency	50-60 Hz
Single Impact Energy (EPTA 05/2009)	10.5 J
Tool Holder	SDS-Max
No Load Speed	190-380 min-1
No-Load Beats Per Minute	1450-2900 bpm
Optimum Drilling Capacity [Concrete]	16-32 mm
Max. Drilling Capacity [Concrete]	45 mm
Max. Core Drilling Range In Concrete	125 mm
Weight	7.8 kg

D25413K

32mm, 3 Mode, SDS-Plus Hammer



- Active vibration control system incorporating a floating rear handle to reduce vibration
- Ideal for drilling large anchor; fixing and through holes in concrete and masonry from 6 to 32 mm in diameter
- Optimised power to weight ratio good power in light weight package

Specifications	
Power Input	1000W
Max. Impact Energy	4.9 J
No Load Speed	0-820 rpm
Blows Per Minute	0-4700 bpm
Optimum Drilling Cap [Concrete]	6-22 mm
Drilling Cap [Concrete]	32 mm
Drilling Cap [Core bit/Wood/Metal]	100/32/13 mm
Weight	4.2 kg
Length x Height	370 x 250 mm
Vibration Level	8.2 m/s ²

D25773K

52mm, SDS Max Combi Hammer
- With Quick Change Chuck



- Protects user from the effects of vibration, numbness and tingling in the hands, & without fatigue.
- Tool maintains speed under heavy loads, including in higher PSI concrete, allowing the user to get the job done faster.
- Offers more control by adjusting speed of drilling or chipping based on thickness & density of the material.

Specifications	
Power Input	1700W
Max. Impact Energy	22.7 J
No Load Speed	145-290 rpm
Blows Per Minute	1105-2210 bpm
Optimum Drilling Cap [Concrete]	28-45 mm
Drilling Cap [Concrete]	52 mm
Drilling Cap [Core bit]	135 mm
Weight	10.5 kg
Length x Height	591 x 292 mm
Vibration Level	12.4 m/s ²
Impact Energy (EPTA 05/2009)	19.4J

D25810K

5kg, SDS-Max Chipping Hammer



- Ideal for light demolition, surface preparation or chiseling grooves and channel openings in brick.
- Floating rear handle & Anti-vibration.
- Unique dust sealing protection for high quality & extended tool life.
- Soft rubber grip handles improve user comfort lowering fatigue during extended use
- Multi-position side handle

Specifications	
Power Output	1050W
Max. Impact Energy	8.5 J
Impact Energy (EPTA 05/2009)	7.1 J
Blows Per Minute	3150 bpm
Chisel Positions	18
Weight	5.6 kg
Length x Height	462 mm x 263 mm
Vibration Level	8.5 m/s ²

* Recommended Accessory : DT6838-QZ/DWA0805-IN /DWA0807-B1

D25811K

5kg, 17mm, Hex Chipping Hammer



- Ideal for light demolition, surface preparation or chiseling grooves and channel openings in brick.
- Floating rear handle.
- Unique dust sealing protection for high quality & extended tool life.
- Soft rubber grip handles improve user comfort lowering fatigue during extended use
- Multi-position side handle

Specifications	
Power Output	1100W
Max. Impact Energy	8.5 J
Impact Energy (EPTA 05/2009)	7.1 J
Blows Per Minute	3150 bpm
Chisel Positions	18
Weight	5.7 kg
Length x Height	477 x 245 mm
Vibration Level	8.5 m/s ²

D25899K

10kg, SDS-Max Demolition Hammer



- Large hammer mechanism delivers extreme durability and excellent concrete breaking performance
- Ergonomic inline design ensures user comfort during any application
- Compact, streamlined design
- Quick change chisel adjustment allows fast orientation of the chisel through 12 preset positions
- Multi adjustable side handle

Specifications	
Input Power	1500W
Impact Energy (EPTA 05/2009)	19 J
Beats Per Minute	2040 bpm
Chisel Positions	12
Floating back handle	No
Vibration Control	No
Weight	9.9 kg
Length x Height	650 x 250 mm
Vibration Level (EN60745)	12.0 m/s ²

D25901K

10kg, SDS-Max Demolition Hammer



- Powerful and durable 1500 W motor delivers outstanding concrete breaking performance
- In line design for better handling and quick change chisel adjustment allows fast orientation of the chisel through 12 preset positions
- Magnesium housings ensure maximum durability and minimum weight

Specifications	
Power Input	1500W
Max. Impact Energy	20.7 J
Impact Energy (EPTA 05/2009)	19 J
Blows Per Minute	1020 - 2040 bpm
Chisel Positions	12
Weight	10.5 kg
Length x Height	690 x 250 mm
Vibration Level	7.9 m/s ²

* Recommended Accessory : DT6838-QZ/DWA0807-B1 /DWA0805-IN

D25951K

12kg, SDS-Max Demolition Hammer



- Powerful and durable 1600 Watt motor delivers outstanding concrete breaking performance
- In line design for better handling & quick change chisel adjustment allows fast orientation of the chisel through 12 preset positions
- Magnesium housings ensure maximum durability and minimum weight

Specifications	
Power Output	1600W
Max. Impact Energy	30.1 J
Impact Energy (EPTA 05/2009)	24 J
Blows Per Minute	1621 bpm
Chisel Positions	12
Weight	13.6 kg
Length x Height	750 mm x 250 mm
Vibration Level	8.8 m/s

* Chisel included

D25961K

16kg, 30mm, Hex Demolition Hammer



- Highest productivity due to an optimum balance of power, impact energy and vibration
- Lowest vibration in the 16kg class ensures the highest trigger time
- 50% longer service intervals than the nearest competitor
- Soft start feature ensures accurate clean breaking without chisel walking

Specifications	
Power Output	1600W
Max. Impact Energy	38 J
Impact Energy (EPTA 05/2009)	35 J
Blows Per Minute	1450 bpm
Chisel Positions	12
Weight	16.9 kg
Length x Height	760 mm x 260 mm
Vibration Level	6.8 m/s

* Chisel included

D25981K

30kg, 28mm, Hex Demolition Breaker



- Large oversize mechanism delivers extreme durability and excellent breaking performance
- 2100 Watt motor delivers outstanding efficiency and durability
- Active Vibration Control offers safer, more comfortable use and more productivity
- Suspended Handle System absorbs the rebound and, working with the AVG, delivers the lowest vibration on the market

Specifications	
Power	2100 W
Beats/min.	960 bpm
Impact energy	62 J
Vibrations	4.8m/s ²
Weight	30 kg

* Stand & Chisel included

D21585

2500W, 3 Speed, Wet Drilling Motor



- Ideal tool for heavy duty electrical, plumbing, HVAC or general construction applications when drilling into concrete
- Integrated water swivel for core drilling into any material up to 250 mm
- 3 Mechanical speeds deliver optimum drilling speed Overload and thermal protection for life of the tool.
- Mechanical clutch for added user protection
- To be used with D215851 drilling stand

Specifications

Power Input	2500W
Spindle Thread	1 1/4" Male UNC
No Load Speed	0-500/0-1200/0-2000 rpm
Drilling Capacity [Concrete]	250 mm (wet)
Drilling Capacity [Masonry]	300 mm
Weight	11.2 kg
Length x Height	570 x 160 mm

* Stand D215851 to be ordered separately.

D215851

Wet Drilling Stand



Specifications

Column Length	995 mm
Drilling Diameter with Water Collector	250 mm
Drilling Diameter without Water Collector	300 mm
Inclinable	45°
Weight	7kg

* Stand D215851 to be ordered separately.



DW810

750W, 100mm, Angle Grinder



- 750W, 11000 rpm good power & speed for grinding.
- Sealed toggle switch provides protection from dust & filings extending switch life.
- Tool-free adjustable guard allows easy positioning for left or right handed use.
- Spindle lock for quick and easy disc changes.
- Compact gear case allows use in tight & confined areas.

Specifications

Power Input	750W
Disc Dia.	100 mm
Switch Type	Toggle
No Load Speed	11000 rpm
Spindle Thread	M14
Weight	1.67 kg
Length x Height	270 x 80 mm



* Side handle not included

DW801

850W, 100mm, Angle Grinder



- Sealed toggle switch provides protection from dust & filings extending switch life.
- Tool-free adjustable guard allows easy positioning for left or right handed use.
- Compact gear case allows use in tight & confined areas.
- Accessible brushes for easy brush replacement & less downtime.

Specifications

Power Input	850W
Disc Dia.	100 mm
Switch Type	Toggle
No Load Speed	11000 rpm
Spindle Thread	M10
Weight	1.8 kg
Length x Height	270 x 80 mm



DW802

850W, 100mm, Angle Grinder



- High power and speed for grinding.
- Sealed toggle switch provides protection from dust & filings extending switch life.
- Tool-free adjustable guard allows easy positioning for left or right handed use.
- Compact gear case allows use in tight & confined areas.
- Accessible brushes for easy brush replacement & less downtime.

Specifications

Power Input	850W
Disc Dia.	100 mm
Switch Type	Slide
No Load Speed	11000 rpm
Spindle Thread	M10
Weight	1.8 kg
Length x Height	270 x 80 mm



DW803

1000W, 100mm, Angle Grinder



- Sealed toggle switch provides protection from dust & filings extending switch life.
- Tool-free adjustable guard allows easy positioning for left or right handed use.
- Accessible brushes for easy brush replacement & less downtime.

Specifications

Power Input	1000W
Disc Dia.	100 mm
Switch Type	Toggle
No Load Speed	12000 rpm
Spindle Thread	M10
Weight	1.8 kg
Length x Height	270 x 80 mm



DWE8300S

1010W, 100mm, Angle Grinder



- Non locking paddle switch ensures the grinder switches off automatically when the unit is released.
- Dust ejection system removes majority of debris from the air which passes over the motor.
- Anti-vibration side handle to improve user comfort.
- Fully leaded stator windings for increased motor

Specifications

Power Input	1010 W
Disc Dia.	100mm
Switch Type	Slide
No Load Speed	11500 rpm
Spindle Thread	M10
Weight	1.8 kg
Length x Height	285 x 80 mm

DWE4115

950W, 125mm, Angle Grinder



- Powerful motor with high output which ensures higher working efficiency on applications.
- Longer load life, longer brush life enhancing the durability of the tool
- Body grip design which ensures easier handling of the tool for the end user

Specifications

Power Input	950 W
Disc Dia.	125mm
Switch Type	Slide
No Load Speed	12000 rpm
Spindle Thread	M14
Weight	1.8 kg
Length x Height	270 x 80 mm



DWE4119

950W, 125mm, Variable Speed Angle Grinder



- Excellent speed control module design to control and protect the tool
- Powerful motor with high output through optimized motor design ensuring higher working efficiency
- Longer brush life with lower temperature rise of motor for the rated power enhancing the durability
- Lower weight of the tool in its class for comfortable and effortless usage

Specifications

Power Input	950 W
Disc Dia.	125mm
Switch Type	Slide
No Load Speed	3000-11000 rpm
Spindle Thread	M14
Weight	1.8 kg
Length x Height	270 x 80 mm



DW824

1000W, 125mm, Angle Grinder



- Spindle lock for quick wheel changes
- Resin coated field for better abrasion protection and long product life
- Square designed motor for increased performance
- Side slider-switch for improved handling and ergonomics
- Low profile gear case to work in confined
- Lock-on switch feature for continuous use

Specifications

Power Input	1000W
Disc Dia.	125mm
Switch Type	Slide
No Load Speed	10000 rpm
Spindle Thread	M14
Blows Per Minute	0-56000 bpm
Weight	1.8 kg
Length x Height	391 x 150 mm

DWE4215

1200W, 125mm, Angle Grinder



- Dust ejection system removes majority of debris from the air which passes over the motor, preventing abrasion and tracking
- High efficiency motor design improves performance in demanding applications
- Small girth allow comfortable gripping resulting in superior ergonomics

Specifications

Power Input	1200 W
Disc Dia.	125mm
Switch Type	Slide
No Load Speed	11000 rpm
Spindle Thread	M14
Weight	2.2 kg
Length x Height	285 x 80 mm

DW831

1400W, 125mm, Angle Grinder



- 12.0 Amp AC/DC, 10,000 rpm motor high speed for fast material removal.
- High power-to-weight ratio for greater efficiency & reduced user fatigue.
- Adjustable guard can be adjusted to redirect sparks
- External brush caps for easy servicing.
- Sealed ball and roller bearings for extended motor life.

Specifications	
Power Input	1400 W
Disc Dia.	125mm
Switch Type	Trigger
No Load Speed	10000 rpm
Spindle Thread	M14
Weight	3.1 kg
Length x Height	290 x 80 mm



DWE4235

1400W, 125mm, Angle Grinder



With **DES TECHNOLOGY**
Innovative Anti Vibration Handle

- Dust ejection system removes majority of debris from preventing abrasion and tracking
- Soft start reduces movement of the tool
- New guard design allows guard fitment, adjustment or removal without the use of tools
- Pop off brushes protect the armature from damage
- Side positioned spindle lock gives greater protection to

Specifications	
Power Input	1400 W
Disc Dia.	125mm
Switch Type	Slide
No Load Speed	11500 rpm
Spindle Thread	M14
Weight	2.1 kg
Length x Height	285 x 80 mm

DWE4347

1700W, 125mm, Brushless Angle Grinder - Slide Switch



BRUSHLESS
PERFORM PROTECT

- No volt release switch prevents the unit from starting unintentionally when locked on.
- Soft start helps in reducing movement of the tool on startup increasing user control.
- E- clutch reduces the max torque reaction transmitted to the operator if the cutting disc jams or if stall, it shuts the tool down.
- E-braking system allows automatic shutdown of motor and slows wheel to a stop.

Specifications	
Power Input	1700W
Disc Diameter	125 mm
Switch Type	Slide
No Load Speed	2200 - 10500 rpm
Spindle Thread	M14
Over Load Protection	Yes
Weight	2.39 kg
Length x Height	345 x 95 mm

DWE4357

1700W, 125mm, Brushless Angle Grinder - Variable Speed



BRUSHLESS
PERFORM PROTECT

- No volt release switch prevents the unit from starting unintentionally when locked on.
- Soft start helps in reducing movement of the tool on startup increasing user control.
- E- clutch reduces the max torque reaction transmitted to the operator if the cutting disc jams or if stall, it shuts the tool down.
- E-braking system allows automatic shutdown of motor and slows wheel to a stop.

Specifications	
Power Input	1700W
Disc Diameter	125 mm
Switch Type	Slide
No Load Speed	2200 - 10500 rpm
Spindle Thread	M14
Over Load Protection	Yes
Weight	2.41 kg
Length x Height	345 x 95 mm

DWE4377

1700W, 125mm, Brushless Angle Grinder - Rat tail-Variable Speed



BRUSHLESS
PERFORM PROTECT

- No volt release switch prevents the unit from starting unintentionally when locked on.
- Soft start helps in reducing movement of the tool on startup increasing user control.
- E- clutch reduces the max torque reaction transmitted to the operator if the cutting disc jams or if stall, it shuts the tool down.
- E-braking system allows automatic shutdown of motor and slows wheel to a stop.

Specifications	
Power Input	1700W
Disc Diameter	125 mm
Switch Type	Rat Tail
No Load Speed	2200 - 10500 rpm
Spindle Thread	M14
Over Load Protection	Yes
Weight	2.6 kg
Length x Height	475 x 95 mm



DWE493

2200W, 180mm, Angle Grinder



- Abrasion protected copper motor for best in class durability
- Two position side handle allows the user to optimise handle position to give maximum comfort
- New Trigger Switch with Lock-on
- Spindle lock for quick wheel changes
- Brush window allows quick brush replacement
- Includes: Protective Guard, Flange, Spanner.

Specifications	
Power Input	2200W
Disc Diameter	180 mm
Switch Type	Trigger
No Load Speed	8500 rpm
Spindle Thread	M14
Weight	5.1 kg
Length x Height	484 x 112 mm



D28413

2200W, 180mm, Angle Grinder



- Soft start to limit start-up current & reduce kick back.
- Anti vibration side handle.
- Quick adjustment tool free guard.
- Abrasion protected high power motor for increased motor durability.
- Five position side handle
- Cut-off brushes to prolong motor life.
- New Switch with Lock-on

Specifications	
Power Input	2200W
Disc Diameter	180 mm
Switch Type	Paddle
No Load Speed	8500 rpm
Spindle Thread	M14
Weight	4.7 kg
Length x Height	520 x 145 mm



DWE497

2600W, 180mm, Angle Grinder



- High motor durability & high brush life
- Optimal body gripping, low weight, low vibration
- 2600W input power suitable for heavy application
- Improved quality of armature with birdcage solution
- 3 holes - side handle
- Stock removal, back gouging, surface grinding, concrete cutting

Specifications	
Power Input	2600W
Disc Diameter	180 mm
Switch Type	Trigger
No Load Speed	8500 rpm
Spindle Thread	M14
Weight	5.4 kg
Length x Height	490 x 145 mm



CHOP SAWS

DWE4597

2600W, 180mm, Heavy Duty Angle Grinder



With **DES TECHNOLOGY**
Innovative Anti Vibration System
+ NVR
+ E-Clutch
+ Soft Start
+ Safety Switch

- E-Clutch™ System shuts the tool off when a wheel pinch is detected.
- Anti-Vibration side handle reduces the users exposure to vibration.
- Power-Loss Reset® prevents accidental re-starts following a power disruption when the tool is left "on"
- Power-Off® Advanced Electronic Overload Protection shuts the tool off before it reaches overload or burn-up
- Dust Ejection System™ increases brush life.

Specifications	
Power Input	2600W
Disc Diameter	180 mm
Switch Type	Paddle
No Load Speed	8500 rpm
Spindle Thread	M14
Over Load Protection	Yes
Weight	5.4 kg
Length x Height	490 x 145 mm



DWE492

2200W, 230mm, Angle Grinder



- Abrasion protected copper motor for best in class durability
- Two position side handle allows the user to optimise handle position to give maximum comfort
- New Trigger Switch with Lock-on
- Spindle lock for quick wheel changes
- Brush window allows quick brush replacement
- Includes: Protective Guard, Flange, Spanner.

Specifications	
Power Input	2200W
Disc Diameter	230 mm
Switch Type	Trigger
No Load Speed	6600 rpm
Spindle Thread	M14
Weight	5.2 kg
Length x Height	490 x 151 mm



2600W, 230mm, Angle Grinder



- High motor durability & high brush life
- Optimal body gripping, low weight, low vibration
- 2600W input power suitable for heavy application
- Improved quality of armature with birdcage solution
- 3 holes - side handle
- Stock removal, back gouging, surface grinding, concrete cutting

Specifications	
Power Input	2600W
Disc Diameter	230 mm
Switch Type	Trigger
No Load Speed	8500 rpm
Spindle Thread	M14
Weight	5.4 kg
Length x Height	490 x 145 mm



DWE4579

2600W, 230mm, Large Angle Grinder



With **DES TECHNOLOGY**
Innovative Anti Vibration System
+ NVR
+ E-Clutch
+ Soft Start
+ Safety Switch

- E-Clutch™ System shuts the tool off when a wheel pinch is detected.
- Anti-Vibration side handle reduces the users exposure to vibration.
- Power-Loss Reset® prevents accidental re-starts following a power disruption when the tool is left "on"
- Power-Off® Advanced Electronic Overload Protection shuts the tool off before it reaches overload or burn-up
- Dust Ejection System™ increases brush life.

Specifications	
Power Input	2600W
Disc Diameter	230 mm
Switch Type	Trigger
No Load Speed	8500 rpm
Spindle Thread	M14
Overload Protection	--
Weight	5.4 kg
Length x Height	520 x 151 mm

D28730

355mm, Industrial Chop Saw



- * Wheel Inside
- Accessible Brushes to facilitate easy replacement.
- Aluminium Arm - Light in Weight yet robust.
- New Designed Handle and Crank Handle with Quick Lock feature on the spindle.

Specifications

Power	2300 W	
Speed	4000 rpm	
Wheel Dia.	355mm	
Capacity in mm: @	90°	45°
Square	120x120	102x102
Rectangle	115x130	110x102
Right Angle	135x135	110x110
Round	130	115
Weight	16.5 kg	



* Recommended Accessory : DW8500/DWA8011R / DWA8011S

DW871

355mm, Premium Chop Saw

With **SOFT START TECHNOLOGY**

- Ergonomically designed D-handle provides more comfortable hand position, reducing fatigue and increasing productivity
- The solid steel base allows users to weld jigs or stops directly to the base
- Heavy-duty lock down pin allows users to lock the head of the saw in the carrying position without the use of a chain
- Heavy-duty compression spring provides smooth movement and greater durability than torsion springs



Specifications

Power	2200 W	
Speed	3800 rpm	
Wheel Dia.	185mm	
Capacity in mm: @	90°	45°
Square	120x105	79x79
Rectangle	72x230	79x123
Right Angle	92x92	56x56
Round	130	79
Weight	18 kg	
Length x Height	520 x 435 mm	



* Recommended Accessory : DW8500 / DWA8011R / DWA8011S

D28870

355mm, Heavy Duty Chop Saw



- * Wheel Inside
- Quick, accurate crosscuts are easy to execute.
- Powerful, Easy-to-Handle Design for Versatility.
- Convenient Features for Accurate Cuts.
- Quick, Tool-Free Wheel Changes and Easy Transport.

Specifications

Power	2200 W	
Speed	3800 rpm	
Wheel Dia.	355mm	
Capacity in mm: @	90°	45°
Square	120x120	105x105
Rectangle	100x120	100x140
Right Angle	140x140	120x120
Round	130	113
Weight	18 kg	
Length x Height	520 x 435 mm	



* Recommended Accessory : DW8500 / DWA8011R / DWA8011S

DWE4884

450W, 6mm, Die Grinder with Slider lock-on



- Long nose with rubber grip improves access, comfort and control
- Anti-lock collet ensures that all attachments are easily removable once the nut is loosened
- Powerful 450W motor allows maximum performance in demanding applications
- Ergonomic, lock-on-slide switch for maximum flexibility
- Cut-off brushes to prolong motor life

Specifications

Power Input	450W
Collet Size	6 mm
Switch Type	Slide
No Load Speed	25000 rpm
Max. Wheel Diameter	38 mm
Spindle Thread	M15
Weight	1.6 kg
Length	356 mm

DWE4887N

450W, Die Grinder



- 450W, 25,000 rpm motor provides high power and speed for all 38mm grinding applications
- Convenient paddle switch for easy gripping
- Lock-off switch prevents accidental start-up.
- Precision 6mm collet securely holds all proper accessories
- Paddle switch with no lock

Specifications

Power Input	450W
Collet Size	6 mm
Switch Type	Paddle
No Load Speed	25000 rpm
Max. Wheel Diameter	38 mm
Spindle Thread	M15
Weight	1.6 kg
Length	356 mm

DWE4997

1300W, Brushless Variable Speed Die Grinder



- Brushless motor for long motor life and no brush changes
- Spindle lock button for quick accessory change
- Precision 1/4" collet with 1/8" reducing sleeve for gripping strength and allows user to operate both 1/4" and 1/8" shaft accessories
- AC/DC capacity works off welding machines and generators for productivity and versatility

Specifications

Power Input	1300 W
No Load Speed	6,200 –25,000 rpm
Maximum Wheel Diameter	50 mm
Collet Size	6 mm
Weight	2.4 kg

DWP849X

1250W, 150/180mm, Sander & Polisher



- Rubber overmoulded gearcase allows the user to grip the gearcase for greater comfort.
- Variable speed trigger allows the user to control the speed of the unit by adjusting the force applied to the switch.
- Large variable speed dial allows the user to easily change their speed to suit specific applications.
- Replaceable wool ingestion shields prevent wool from being sucked into the unit and blocking the tool.

Specifications

Power Input	1250W
No Load Speed	0–600/0–3500 rpm
Max. Backing Pad Dia.	230 mm
Recommended Pad Dia.	150 - 180 mm
Spindle Thread	M14
Weight	3.0 kg
Length x Height	480 x 135 mm

DW752R

373W, 152mm, Bench Grinder



- Powerful engine provides maximum power and torque for a variety of uses
- 152mm wheel with coarse and medium grain for any type of use in smoothing and polishing
- Metallic support and precision machinery allows parts worked on to be held for greater control
- Adjustable eye protection protects the user from sparks or fragments

Specifications

Power Input	373W
No Load Speed	2950 rpm
Wheel Dia.	150 mm
Wheel Thickness	15-17 mm
Bore Dia.	12.7–12.9 mm
Grinder Wheel Speed	35 m/s
Weight	13.8 kg
Length x Height	310 x 215 mm

* 152mm coarse/medium grain wheel included

PORTABLE WOOD WORKING TOOLS



D26676

550W, 82mm, Width, Portable Planer



- Light weight and perfect balance make this planer ideal for single handed use in awkward applications
- 296mm machined aluminium shoe offers finer finish and less vibration
- Tall profile and large size depth adjustment knob offers easier and more precise depth adjustment 0.1mm per graduation
- Finger rest handle design offers better balance and less fatigue for long hour use

Specifications

Power Input	550W
No Load Speed	17000 rpm
Max. Depth of Cut	1.5 mm
Rebating Depth	10 mm
Planer Width	82 mm
Shoe Length	309 mm
Drum Dia.	54 mm
Weight	2.72 kg
Length x Height	290 X 180 mm

DW733

1800W, Thickness Planer



- Light weight and perfect balance make this planer ideal for single handed use in awkward applications
- 296mm machined aluminium shoe offers finer finish and less vibration
- Tall profile and large size depth adjustment knob offers easier and more precise depth adjustment 0.1mm per graduation
- Finger rest handle design offers better balance and less fatigue for long hour use

Specifications

Power Input	1800W
No Load Speed	10000 rpm
Max. Capacity	64 - 315 mm (W)
Max. Depth of Cut	3.2 mm
Max. Planing Depth	2 mm
Max. Thickness Capacity)	152 mm (H)
Feed Rate	8 m/min
Weight	33.6 kg
Length x Height	520 x 445 mm

DW745

1850W, 250mm, Table Saw



- 20 in. of rip easily cuts a variety of larger shelving and trim materials
- Rack and pinion fence rails make fence adjustments fast, smooth, and accurate
- Telescoping fence rails
- Metal roll cage base offers greater durability than plastic bases
- Dust port allows for 2-1/2 in. vacuum hook up and minimizes clean up

Specifications

Power Input	1850W
Blade Speed	3800 rpm
Blade Diameter	250 mm
Blade Bore Diameter	25.4 mm
Bevel Capacity	-3 to 480
Max. Ripping Capacity [R/L]	610 mm/315 mm
Max. Depth of cut at 90°/45°	77/ 55 mm
Table Size	630 x 570 mm
Depth	742 mm
Weight	22.0 kg
Length x Height	577 x 425 mm

SANDERS



DWE6411

1/4" Sheet, Palm Grip Sander



PERFORM PROTECT

- 230 W motor sands at 14,000 orbits per minute, providing a superior finish
- Hook & loop platen allows faster paper change, better dust extraction and increase sanding efficiency
- Textured antislip top and body grip provides ultimate comfort and control during prolonged use
- Dust sealed switch for increased durability

Specifications	
Power Input	280W
Orbits Per Minute	14000 opm
Orbit Size	1.6 mm
Paper Size	140 x 115 mm
Pad Size	108 x 115 mm
Weight	1.28 kg
Length x Height	160 x 135 mm

DWE6421

125mm, Single Speed, Random Orbit Sander



PERFORM PROTECT

- Low vibration allowing for extended usage without fatigue
- Built in dust extraction port allowing direct connection to dust extractor, or DEWALT AirLock system
- Textured anti-slip top and body grip provides ultimate comfort & control during use
- Hook and loop paper for consistent adhesion & fast changing

Specifications	
Power	280 W
Orbit/min.	12000 opm
Dust Sealed Switch	Yes
Dust Collection	Yes
Tool Height	140mm
Weight	1.3 kg
Length x Height	

ROUTERS

D26200

900W, 8mm, Compact Router



- Full wave electronic speed control with feedback ensures the selected speed is maintained under any load of timber, aluminium and plastics
- Variable speed control 16000 to 27000
- Large 100mm D-Base design to allow the user max.
- Dual LED lights increase visibility around the router bit router bit changes

Specifications	
Power Input	900W
No Load Speed	16000-27000 rpm
Variable Speed	Yes
Collet Size	6-8 mm (or 1/4")
Plunge Stroke/Movement	55 mm
Max. Cutter Dia.	30 mm
Weight	1.9 kg
Length x Height	120 x 200 mm

D26203

900W, 8mm, Variable Speed Plunge Router



- Full wave electronic speed control with feedback ensures the selected speed is maintained under any of timber, aluminium and plastics
- Variable speed control 16000 to 27000
- Compact, light weight design for ease & user comfort
- Aluminium motor housing can be transitioned quickly to increasing versatility of machine

Specifications	
Power Input	900W
No Load Speed	16000-27000 rpm
Variable Speed	Yes
Collet Size	6-8 mm (or 1/4")
Plunge Stroke/Movement	55 mm
Max. Cutter Dia.	30 mm
Weight	2.9 kg
Length x Height	110 x 270 mm



SPECIALITIES



D26411

1800W, Standard Heat Gun



- Durable design with added protection for the heating element
- Light weight ergonomics and compact design for increased comfort and application use
- Two air flows to maximize control in most applications
- Large stable support stand to ensure safety in stationary applications
- Two cone attachments as standard to increase the users versatility for specific applications

Specifications	
Power Input	1800W
Operating Temp [Setting 1]	50 - 400 °C
Operating Temp [Setting 2]	250 / 450 l/min
Weight	0.80 kg
Length x Height	253 x 210 mm

D26414

LCD Display, Heat Gun



- Durable hot air gun for Professional applications.
- Excellent temperature control and memory setting for consistent temperature requirements.
- 2000 Watt power with optimised cooling.
- Large stable support stand to ensure safety in stationary applications
- Two cone attachments as standard to increase the users versatility for specific applications

Specifications	
Power Input	2000W
Operating Temp [Setting 1]	50 - 600 °C
Operating Temp [Setting 2]	650 l/min
Weight	0.85 kg
Length x Height	265 x 210 mm

DWB800

800W, Variable Speed Blower



- Best in class motor power.
- Variable Speed.
- Highest Air Flow in this category.

Specifications	
Power Input	800W
Speed	0 - 16000 rpm
Air Volume	4.5 m3/min
Suction	2.5 m3/min
Weight	1.8 kg

SAWS & STATIONERY TOOLS



DWE561A

1200W, 184mm, Circular Saw



- Lightweight and easy to use with 65mm depth of cut.
- Powerful motor gives increased cutting performance, & the cutaway inner guard gives improved line of sight to cutting line.
- Integrated dust blower, which clears dust & debris from the cut line, leading to a clean cut and dust free work environment

Specifications	
Power Input	1200W
No Load Speed	5500 rpm
Blade Dia.	184 mm
Blade Bore Dia.	20 mm
Bevel Capacity	48 °
Max. Depth of Cut at	90° 65 mm
Max. Depth of Cut at	45° 42 mm
Weight	3.6 kg
Length x Height	286 x 226 mm

* Blades Included
* Recommended Accessory : DT4062-B1 / DW03760-IN

DWE560

1350W, 184mm, Circular Saw



- Compact, Lightweight, Easy to use circular saw with 65mm depth of cut
- High power 1350W motor gives increased cutting performance
- Cutaway inner guard gives improved line of sight to cutting line
- Dust blower clears dust and debris from cut line

Specifications	
Power Input	1350W
No Load Speed	5500 rpm
Blade Dia.	184 mm
Blade Bore Dia.	16 mm
Bevel Capacity	48 °
Max. Depth of Cut at	65 mm
Max. Depth of Cut at	42 mm
Weight	3.7 kg
Length x Height	286 x 226 mm

* Blades Included
* Recommended Accessory : DT4062-B1 / DW03760-IN

DW349K

500W, Top Handle Jigsaw



- Quick and easy patented keyless blade change system.
- 3-position pendulum action controls the aggressiveness or smoothness of cuts.
- Lock-on button.
- Protective Guard.

Specifications	
Power Input	500W
No Load Stroke Rate	800-3100 spm
Stroke Length	20 mm
Bevel Capacity	45 °
Depth of Cut (Wood/Steel)	85/10mm
Depth of Cut (Non Ferrous Metal)	20 mm
Keyless Blade Change	Yes
Weight	2.7 kg
Length x Height	230 x 200 mm

DW331K

701W, Top Handle Jigsaw



- Quick and easy patented keyless blade change system accepts T-shank blades
- Patented anti-vibration counterbalance mechanism & rubber grip provide smooth operation
- 4-position pendulum action controls the aggressiveness or smoothness of cuts

Specifications	
Power Input	701W
No Load Stroke Rate	0-3100 spm
Stroke Length	26 mm
Bevel Capacity	45 °
Depth of Cut (Wood/Steel)	130/12 mm
Depth of Cut (Non Ferrous Metal)	30 mm
Keyless Blade Change	Yes
Weight	2.6 kg
Length x Height	250 x 210 mm

DWE305PK

1100W, Variable Speed Reciprocating Saw



- 1100 Watt motor designed for heavy duty applications
- 4 position blade clamp allows for flush cutting & increased versatility
- Lever-action keyless blade clamp for quick and easy blade changing
- Ideal for plumbers, electricians, heating, HVAC, & builder

Specifications	
Power Input	1100W
No Load Stroke Rate	0-2800 spm
Stroke Length	29 mm
Cutting Capacity [Wood]	280 mm
Cutting Capacity [Steel Sections & Pipes]	100 mm
Cutting Capacity [PVC]	130 mm
Weight	3.5 kg
Length x Height	435 x 178 mm



DWE397

1700W, 430mm Alligator Saw



- Ideal for cutting ACC blocks
- Powerful motor to meet all application needs
- Two long life and durable saw blades running in opposite directions so the material will not move while cutting
- Lock off switch
- Quick and easy blade changing system with onboard tool for less downtime

Specifications	
Power Input	1700W
No Load Stroke Rate	3000 spm
Stroke Length	40 mm
Blade Length	430 mm
Blade Stop	0.2s
Weight	5.5 kg
Length x Height	918 x 219 mm

* Recommended Accessory : DT2974-QZ / DT2974-QZ / DT2976-QZ / DT2978-QZ / DT2979-QZ

MITRE SAW



DW714

1650W, 254mm, Compound Mitre Saw

- Compact mitre saw ideal for aluminium window fitters, drywall & wood working
- Horizontal D-handle Design for Comfortable & Fatigue-free Operation
- Scale on the Fence offer Better Operation
- Cam Action Mitre Lock Function makes Mitre setting faster & easier allowing the user to quickly adjust angles between 0° - 50° left & 0° - 60° right



Specifications	
Power Input	1650W
Blade Speed	4600 rpm
Blade Diameter	250 mm
Blade Bore Dia.	25.4mm
Bevel Capacity.	48/0 °
Mitre Capacity [R/L]	52/47 °
Cutting Cap at 90°/90° (W x H)	130 x 68 mm
Cutting Cap at 90°/45° (W x H)	130 x 40 mm
Cutting Cap at 45°/90° (W x H)	91 x 68 mm
Cutting Cap at 45°/45°	91 x 40 mm
Depth of Cut [Saws]	89 mm
Weight	13.1 kg
Length x Height	600 x 425 mm

* 80T Al TCT Blade, Vertical Clamp & Ext. wings included

DWS715

1600W, 305mm, Single Bevel Mitre Saw

- 15 Amp motor, 4000 rpm extended power & durability.
- Adjustable stainless steel miter detent plate with 11 positive stops improves productivity.
- Tall sliding fence supports crown molding up to 5-1/4" nested & base molding up to 6-1/2" vertically.
- Lightweight, built-in carrying handle for portability.
- 4 Hardened Steel Bevel Stops at 0°, 33.9°, 45° and 48° delivers versatility at most common bevel angles.



Specifications	
Power Input	1600W
Blade Speed	4000 rpm
Blade Diameter	305 mm
Blade Bore Dia.	25.4 mm
Bevel Capacity.	48/-3 °
Mitre Capacity [R/L]	50/50 °
Cutting Cap at 90°/90° (W x H)	203 x 72 mm
Cutting Cap at 90°/45° (W x H)	203 x 47 mm
Cutting Cap at 45°/90° (W x H)	142 x 72 mm
Cutting Cap at 45°/45°	142 x 47 mm
Depth of Cut [Saws]	99 mm
Weight	19 kg
Length x Height	770 x 396 mm

* Recommended Accessory : DW03245-IN

DWS780

1675W, 305mm, Variable Speed Slide Mitre Saw

- Integrated CUTLINE(TM) Blade Positioning System provides adjustment free cut line indication for better accuracy & visibility
- Exclusive back fence design cuts up to 2x16" wood at 90° & 2x12" at 45°
- Compact, lightweight design allows for easy transport & storage
- Dual horizontal steel rails with innovative clamping mechanism
- Adjustable stainless steel miter detent plate with 10 positive stops.
- Innovative gearbox and belt-drive design increases vertical cutting capacity



Specifications	
Power Input	1675W
Blade Speed	1900 - 3800 rpm
Blade Dia.	305 mm
Blade Bore Dia.	30 mm
Bevel Capacity	49 °
Mitre Capacity [R/L]	60 / 50 °
Cutting Capacity at 90°/90° (W x H)	345 x 76 mm
Cutting Capacity at 90°/45° (W x H)	244 x 76 mm
Cutting Capacity at 45°/90° (W x H)	268 x 63 mm
Max. Cutting Capacity at 45°/45°	212 x 76 mm
Max. Depth of Cut [Saws]	170 mm
Weight	24.8 kg
Length x Height	770 x 396 mm

* Recommended Accessory : DW03245-IN



DWX723

Heavy Duty Miter Saw Stand



- The DWX723 Heavy-Duty Miter Saw Stand is designed to work with all brands of miter saws.
- Lightweight aluminum construction (16kg.) allows for easy transport and leg lock levers allow quick set up.
- 5-1/2 ft beam extends to support up to 16 ft. of material and up to 225kg.

Specifications

Extended Tool Height	813 mm
Extended Tool Width	3810 mm
Folded Tool Height	152 mm
Folded Tool Width	1828 mm
Shipping Weight	23 kg
Weight	16 kg

* Stand Only

DW876

1000W, 200mm, 2 Speed, Bandsaw



- Fitted with high quality precision blade, designed to stay sharp for up to 10 times longer.
- 500 x 500 mm aluminum extruded table provides a large support area.
- 310 mm throat and 200 mm depth capacity for large workshop.
- Micro switch in door to prevent accidental starting while open.
- 100 mm dust extraction port.
- Two speed control.
- Powerful induction motor for long maintenance free life and low noise.

Specifications

Power Input	1000W
Cutting Speed	380-880 m/min
Cutting Height	200 mm
Cutting Width	310 mm
Table Size	500 x 500 mm
Blade Length	2215 mm
Weight	54.0 kg
Length x Height	770 x 1590 mm

TILE CUTTER

DW862

1270W, 110mm, Tile Saw



- Tile Saw for Cutting Marble Granite and other porcelain stones.
- Target applications are mainly for floor work, can be used with wet kit for wet operation to ensure longer life of the Cutting Blade.
- No bevel function.
- Wet / Dry Lock ON switch.

Specifications

Power Input	1270W
Blade Dia.	110 mm
Blade Bore Dia.	20 mm
No Load Speed	13500 rpm
Depth of Cut at 90°	34 mm
Weight	3.0 kg
Length x Height mm	252 x 166 mm

DUST EXTRACTION SYSTEM



DWV901L

1400W, 30L, Featured Dust Extractor, L-Class



- L Classified to meet EU legislation
- Innovative dual filter cleaning system maintains performance during tough construction
- A filter is automatically cleaned every 30 seconds
- Wet and dry pick up
- Built-in power take off socket
- Automatic start and stop control

Specifications

Power Input	1400W
Max. Airflow	4080 l/min
Capacity	30L
Wet Capacity	17.5L
Vacuum Class	L Class (99.9% dust > 1 mg/m³)
Hose Length / Dia.	4.1m / ø35 mm
Built-In Power Socket	Yes (Max. 2200W)
Weight	9.5 kg
Height	500 mm

DWV902M

1400W, 38L, Construction Dust Extractor, M-Class



- M Classified to meet EU legislation
- Innovative dual filter cleaning system
- A filter is automatically cleaned every 30 seconds
- Wet and dry pick up with variable suction control allows for the reduction of suction power if required
- Audible alarm alerts user if a drop in performance occurs.
- Automatic start and stop control when the power tool is operated.

Specifications

Power Input	1400W
Max. Airflow	4080 l/min
Capacity	38L
Wet Capacity	18.4L
Vacuum Class	M CLASS (99.9% dust > 0.1 mg/m³)
Hose Length / Dia.	4m / ø35 mm
Built-In Power Socket	Yes (Max. 2200W)
Weight	15 kg
Height	695 mm

* 4m x 32mm extraction hose, 35mm AirLock adapter Stepped Rubber AirLock adapter, Dust bag Included

D25301D

Dust Extraction System For SDS-Plus Hammers



- For use with most DEWALT corded and cordless SDS-Plus hammers
- Ideal for dust free drilling up to 16 mm in dia.
- Quick-fit system for easy tool free assembly and release
- Tough and versatile, light weight to minimize user fatigue
- Side handle adaptor for increased compatibility

Specifications

Product Fitment	All SDS-Plus Hammers
Collar Dia.	43 mm / 54 mm
Max. Bit Dia.	16 mm
Max. Bit Length	224 mm
Max. Drilling Depth	Depth 150 mm
Weight	1.2 kg

D25304DH

On Board Dust Extractor For SDS-Plus® Hammers



- High quality washable HEPA filter capable
- Deep drilling up to 180mm while maintaining a clean environment
- Compact design extremely tough and versatile and low weight offer excellent comfort and balance

Specifications

Product Fitment	D25333K / D25334K / DCH333 / DCH334
Drilling Capacity	26 mm
Drilling Depth	180 mm
Weight	1.4 kg
Length x Height	440 x 296 mm

* Fits DCH333, D25333

DWH050K

Dust Extraction System-Drilling & Hole Cleaning



- Ideal for dust free drilling up to 52mm in diameter and unlimited depth
- Compatible with all professional dust extractors
- Durable rubber seal allows for adhesion to most masonry surfaces
- Interchangeable drilling heads for optimum dust removal
- Flexible hose allows for 360 degree vertical and horizontal orientation

Specifications

Product Fitment	All Cordless SDS-Plus & SDS-Max. Hammers
Nose Sizes	0-38 mm / 38-52 mm
Cleaning Nozzles	2 included
Weight	0.6 kg
Length x Height	361 x 57 mm

DWE46150

125mm, Surface Grinding Shroud



- Allows collection of harmful dust during surface grinding applications
- Attaches directly to 125mm DEWALT Grinders with keyless clamp
- Sliding section allows access to corners and surfacing to edge
- AIRLOCK Compatible for quick, locking attachment to vac hose

Specifications

Product Fitment	All 115 / 125 mm Grinders
Max. Disc Dia.	125 mm
Accessories Accepted	Diamond Cups
Weight	0.3 kg

DEWALT**XR FLEX
VOLT****POWER OF CORDED | FREEDOM OF CORDLESS**

WHAT IS XR FLEX VOLT?

XR FLEX VOLT is a range of 54V power tools that offer runtime and performance which has never been seen before – for the first time, professional users can reliably undertake heavy-duty construction applications without the need for mains power.

This innovation means that for the first time, you can have 54V power across a whole range of tools without the inconvenience of a cable. DEWALT XR FLEX VOLT is the only battery on the market that can switch from 54V to 18V, making it backward-compatible with your existing XR powertools.



CORDLESS WITHOUT COMPROMISE

Traditionally, when compared with corded power tools, even the most efficient cordless system required a compromise between increased portability and reduced power.

DEWALT has unlocked the true potential of cordless technology to deliver a growing range of tools that require zero compromise. All the power of corded tools, with the freedom of cordless.

XR FLEX VOLT is a range of 54V power tools that offer runtime and performance that has never been seen before – for the first time, professional user can reliably undertake heavy-duty construction applications without the need for mains power.

CORDLESS XR LI-ION

WHY XR?



XR Li-ion is the new cordless range from DEWALT offering eXtreme Run Time, increased efficiency and improved performance.

By constantly monitoring tool and battery operation the intelligent switch module maximizes performance and prevents damage caused by overload or temperature build-up.

This helps to increase lifetime of both tool and battery. This technology combined with a tough outer casing and superb ergonomics means that XR Lithium Ion is truly Tough Outside & Intelligent Inside.

TOUGH OUTSIDE INTELLIGENT INSIDE


Ergonomic rubber grip designed for comfort and control

Battery: 2.0Ah for Compact Efficiency or 4.0Ah for eXtreme Run Time

Tough magnetic bit holder provides practicality by holding bits or screws securely



Bright white LED with delay feature improves visibility



Intelligent trigger for better application control

Secure Belt hook for improved portability



C	D	C	D	S	D	M	P	T	X
1.3	2.0	1.3	2.0	1.5	2.0	4.0	5.0	6.0	9.0
AH	AH	AH	AH	AH	AH	AH	AH	AH	AH
10.8 V		12 V		18 V				54 V	



1. VAST SERVICE NETWORK

STANLEY BLACK & DECKER has both Exclusive and Authorized Service Centers (ASC) across the country. There are 7 Exclusive Service Centers and 264 Authorized Service Centers spread across all parts of India. All these centers are equipped to provide best-in-class service with well-trained manpower. The quality of service centers & competency of the service persons are audited every quarter and this ensures robust service quality.

2. EXCLUSIVE SERVICE CENTERS

The Exclusive Service Centers are located at major cities across the country. These exclusive centers are specially designed to cater to the needs of industrial customers and end users. These Exclusive Service Centers are located in below cities.

- **Cochin**
- **Chennai**
- **Ahmedabad**
- **Bhubaneshwar**
- **Bangalore**
- **Pune**
- **Delhi**

3. TOOL PICK UP SERVICE

Exclusive Service Centers has the facility of catering End Users with Tool Pick up and Drop facility.

4. SERVICE CRM

STANLEY BLACK & DECKER is always ahead in understanding customer's needs and comes out with innovative solutions. As part of this improvement STANLEY BLACK & DECKER launched the Service CRM which enables to track every service complaints logged in the system by all the Authorized Service Centers and monitored at centralized location ensuring faster resolution.

5. FREE SERVICE CAMPS

Stanley Black & Decker conducts regular free service camps to enable end users to get minor tool repairs & maintenance done free of charge. Also they get the benefit of some special discount on spare parts.

6. SERVICE TRAINING

Stanley Black & Decker knows the importance of equipping all end users with the knowledge of proper tool usage & minor repairs. For this Stanley Black & Decker conducts Free Service & Product Usage Training programs at different EU sites from time to time.

7. SPARE AVAILABILITY

Stanley Black & Decker uses scientific approach to understand the spare part requirement of each and every service location and maintains all essential spare parts at required stock levels, at every Service Center.

8. CUSTOMER CARE CENTER

STANLEY BLACK & DECKER has in house customer-care-centers which operates 6days week. This enables prompt customer support and regular engagement with end users to understand their needs and provide solutions.

CUSTOMER CARE CENTER

1860 425 1111



2 YEARS WARRANTY

If your DEWALT product becomes defective due to manufacturing issue during warranty period, DEWALT will replace the defective component free of charge, provided that

- Product has not been misused or damaged
- The product has been subject to fair wear & tear
- Repair have not been attempted by unauthorized person
- Warranty Card proof or proof of purchase is mandatory
- Regular consumables and Wear & Tear parts are not covered
- Failure due to wrong application / improper power supply / failure due to usage of spurious spare parts or accessories
- Consumable parts like carbon brushes & switches are not covered under warranty. Wear & tear parts like armature & field will have only one time free replacement during the warranty period.

ALWAYS USE



GENUINE SPARES ONLY

To find the nearest Authorised Service Center in your area, please visit our website as mentioned below.

* Terms & Conditions Apply.

www.DEWALT.co.in

STANLEY BLACK & DECKER INDIA PVT.LTD
28 Akemps, 3rd Main, 1st Cross, Ashwini Layout,
Koramangala, Intermediate Ring Road,
Banalore - 560 047

T: +91 80 6791 9900 • F: +91 80 6660 8828
E: sbd-customercommunications@sbdinc.com

Service Helpline No.18604251111

www.DEWALT.co.in

STANLEY

DEWALT

BLACK+DECKER

FACOM

PROTO

IRWIN

LENOX

www.DEWALT.co.in